

ACORN USER

Number 3 October 1982 £1

Printing with
the Epson, ZX
and Seikosha


Moving graphics

Atom RGB circuits

The Beeb
dials the world

Confessions of a
TV producer

The
BBC micro
speaks





Broader horizons

The BBC Microcomputer System

Whether your interests lie in business, educational, scientific, control or games applications, this system provides a possibility for expansion which is unparalleled in any other machine available at present,' comments Paul Beverley in the July 1982 edition of *Personal Computer World*.

The BBC Microcomputer can genuinely claim to satisfy the needs of novice and expert alike. It is a fast, powerful system generating high resolution colour graphics and which can synthesise music and speech. The keyboard uses a conventional layout and electric typewriter 'feel'.

You can connect directly* to cassette recorder, domestic television, video monitor, disc drives, printers (dot matrix and daisy wheel) and paddles. Interfaces include RS423, inter-operable with RS232C equipment, and Centronics. There is an 8-bit user port and 1MHz buffered extension bus for a direct link to Prestel and Teletext adaptors and many other expansion units. The Econet system allows numerous machines to share the use of expensive disc drives and printers.

BASIC is used, but plug-in ROM options will allow instant access to other high level languages (including Pascal, FORTH and LISP) and to word processing software.

A feature of the BBC Microcomputer which has attracted widespread interest is the Tube, a design registered by Acorn Computers. The Tube is unique to the BBC Microcomputer and greatly enhances the expandability of the system by providing, via a high speed data channel for the addition of a second processor. A 3MHz 6502 with 64K of RAM will double processing speed; a Z80 extension will make it fully CP/M** compatible.

The BBC Microcomputer is also at the heart of a massive computer education programme. The government has recommended it for use in both primary and secondary schools. The BBC Computer Literacy Project includes two series of television programmes on the use and applications of computers.

There are two versions of the computer. Model A, at £299, offers 16K of RAM and Model B at £399 has 32K of RAM.

For technical specification and order form, send stamped addressed envelope to P.O. Box 7, London W3 6XJ and for details of your nearest stockist ring 01-200 0200.

*Model A has a limited range of interfaces but can be upgraded to meet Model B specification.

**CP/M is a registered trade mark of Digital Research.

The BBC Microcomputer is designed, produced and distributed in the UK by Acorn Computers Limited.

Acorn User

The official magazine for users of the Acorn Atom, the BBC microcomputer system, and the Econet system, published by Addison-Wesley for Acorn Computers Limited.

- Authoritative information on all new Acorn products
- All the latest software reviewed, including the products of Acornsoft
- New peripheral equipment described and tested, including unofficial items
- Feature articles on the latest developments in microcomputing from the UK, Europe, North America the Far East, and Australasia
- Dealer and service features
- National and international user group news

Use the form below to make sure of your regular copies now!

Acorn User

Direct Subscriptions

Please open one year's subscription to *Acorn User*.
Annual subscription rates (please tick appropriate box):

- ☐ UK £15 ☐ Europe £18 ☐ Middle East £20
☐ The Americas & Africa £22 ☐ All other countries £24

Name.....

Position.....

School/College/Company.....

Department.....

Address.....

.....

AU2 Post Code

Acorn User

Direct Subscriptions

Please open one year's subscription to *Acorn User*.
Annual subscription rates (please tick appropriate box):

- ☐ UK £15 ☐ Europe £18 ☐ Middle East £20
☐ The Americas & Africa £22 ☐ All other countries £24

Name.....

Position.....

School/College/Company.....

Department.....

Address.....

.....

AU2 Post Code

Preferred Method of Payment

Please complete the appropriate section and delete where necessary (*).

UK Subscribers

I enclose my cheque/postal order* for £.....
payable to Addison-Wesley Publishers Limited.

Overseas Subscribers

I enclose my cheque/international money order/sterling
bank draft* for £.....
payable to Addison-Wesley Publishers Limited.

Credit Card Payment

Please debit my Access/American Express/Barclaycard/
Diners Club/MasterCard/Visa*.

Account No.

☐☐☐☐☐☐☐☐☐☐☐☐☐☐☐☐

Signed..... Date.....

Important Note

If you are paying by credit card, the address you give for
delivery of *Acorn User* must be the same as the address
to which your credit card account is sent.

Send this form, with your remittance, to the address
overleaf.

Preferred Method of Payment

Please complete the appropriate section and delete where necessary (*).

UK Subscribers

I enclose my cheque/postal order* for £.....
payable to Addison-Wesley Publishers Limited.

Overseas Subscribers

I enclose my cheque/international money order/sterling
bank draft* for £.....
payable to Addison-Wesley Publishers Limited.

Credit Card Payment

Please debit my Access/American Express/Barclaycard/
Diners Club/MasterCard/Visa*.

Account No.

☐☐☐☐☐☐☐☐☐☐☐☐☐☐☐☐

Signed..... Date.....

Important Note

If you are paying by credit card, the address you give for
delivery of *Acorn User* must be the same as the address
to which your credit card account is sent.

Send this form, with your remittance, to the address
overleaf.

Acorn User

The official magazine for users of the Acorn Atom, the BBC microcomputer system, and the Econet system, published by Addison-Wesley for Acorn Computers Limited.

- Authoritative information on all new Acorn products
- All the latest software reviewed, including the products of Acornsoft
- New peripheral equipment described and tested, including unofficial items
- Feature articles on the latest developments in microcomputing from the UK, Europe, North America the Far East, and Australasia
- Dealer and service features
- National and international user group news

Use the form below to make sure of your regular copies now!

Acorn User

**MAGSUB (Subscription Services) Ltd
Ground Floor Post Room
Oakfield House
Perrymount Road
HAYWARDS HEATH
West Sussex
RH16 3DH**

Acorn User

**MAGSUB (Subscription Services) Ltd
Ground Floor Post Room
Oakfield House
Perrymount Road
HAYWARDS HEATH
West Sussex
RH16 3DH**

CONTENTS

ACORN USER

Monthly
OCTOBER 1982, NUMBER THREE

Editor
Tony Quinn
Managing Editor
Jane Fransella
Sub-editor
Ann Nimmo
Production
Susie Home
Promotion Manager
Pat Bitton
Editorial Secretary
Jane Lake
Publisher
Stanley Malcolm
Typesetters and
Designers
GMGraphics
Graphic Designer
Phil Kanssen
Printed in Great Britain
by E.T. Heron & Co. Ltd.

Editorial
01-631 1636
Advertising Agents
Dealer Deals Ltd
20 Orange Street
London WC2H 7ED
01-930 1612

Published by
Addison-Wesley
Publishers Limited
53 Bedford Square
London WC1B 3DZ
Telephone: 01-631 1636
Telex: 881 1948
ISSN: 201-17002 7
©Addison-Wesley
Publishers Ltd 1982

Subscription Information
For UK Subscriptions, send
your cheque or postal order
made payable to Addison-
Wesley Publishers Ltd to:
MAGSUB (Subscription Services)
Ltd, Ground Floor Post Room
Oakfield House
Perrymount Road
Haywards Heath
West Sussex RH16 3DH

Annual subscription rates
UK £15
Europe £18
Middle East £20
The Americas and Africa £22
Rest of the World £24

2 Editorial

3 News

11 BBC confessions

David Allen reveals all

14 Epson and Seikosha printing

George Hill and Andrew Cryer
lead the way

20 Micros go international

John Coll from Acorn explains
how to dial the world

24 String handling

Ian Birnbaum unravels the subject
for the uninitiated

27 Voice synthesis ROM

Speak to me, computer

31 Hints and tips

Joe Telford puts a seal on envelopes
and goes onto graphics

36 Cheap Atom printing

Matthew Bates hooks up to a
ZX printer

41 Atom RGB graphics

Paul Beverley's circuits
solve the colour problem

44 War of nerves

Laurence van Someren uses
computers to help spastics

49 Competition

Simon Dally turns criminal to test
your graphics skills

53 Books

Four for consideration

56 Dealer list

57 Letters

60 User groups

61 Waiting for micro

Ronnie Rowsell: a computer widow



How to submit articles

You are welcome to submit articles to the Editor of *Acorn User* for publication. *Acorn User* cannot undertake to return them unless a stamped addressed envelope is enclosed. Articles should be typed or computer written. Black and white photographs or transparencies are also appreciated. If submitting programs please send a cassette or disc. Listings should not contain more than 39 characters per line for ease of reproduction. Payment is £50 per page or pro rata. Please indicate if you have submitted your article elsewhere. Send articles, reviews and information to: The Editor, *Acorn User*, 53 Bedford Square, London WC1B 3DZ.

See next month's *Acorn User* for:

- Speeding up graphics
- Your technical queries answered
- Special features of MOS 1.0
- Machine code printing
- The Spectrum revealed
- Hardware news
- Programs for schools

All rights reserved. No part of this publication may be reproduced without prior written permission of the publisher. The publisher cannot accept any responsibility for errors in articles, programs or advertisements published. The opinions expressed on the pages of this journal are those of the authors and do not necessarily represent those of the publisher, Acorn Computers Ltd, or Acornsoft Ltd.
Acorn, Acornsoft, and the Acorn symbol are the registered trademarks of Acorn Computers Ltd and Acornsoft Ltd.



The world opens up to your computer



Dramatic developments in several areas dominate this month's issue and will have a marked effect on the use of microcomputers in the home, office and industry.

Potentially the biggest expansion of the micro's role could come from cooperation between Acorn Computers and British Telecom on an international conference and information system.

This is still at an early stage but the implications for electronic mail and accessing main-frame databases are enormous. These services are already used in America, but Britain has yet to take up the challenge.

On a national level, BT's Prestel service has announced its own telesoftware project to match the BBC's. This could provide a much needed boost for the viewdata service which has been hampered by the cost of adapted TV sets – and the cost of using telephone lines. So far Prestel has attracted only about 18,000 users compared to 500,000 teletext TV sets for Oracle and Ceefax.

Home computers can now take in Prestel with an adaptor costing less than £100 – a big saving on £500 to £1000 for Prestel TVs.

The BBC's telesoftware service on Ceefax is now looking for an editor. Whoever takes the job must ensure programs are bug-free and idiot-proof as Ceefax takes full responsibility for its information. Good luck to him!

Back to Acorn Computers and more down-to-earth matters. Complaints about Acorn and Vector have come in to *Acorn User*. These have been passed on and are being dealt with.

Chris Curry has issued clarification on the machine operating system and reassured owners about making simple modifications to Acorn products after talks with *Acorn User*.

Peter Goater, the head of Vector, is confident his service has improved. But can four BBC micros make such a vast improvement? Time and his telephone answering system will tell.

Now for the good news – the Electron, voice synthesiser and paddles should be with us by December. The voice ROM could herald a revival for the English language – as opposed to American, Japanese and Dalek variants. Nobody seems sure whether this is the first English synthesiser – no doubt someone can let us know.

After all the flak thrown about by Atom users on the first issue, things seem to have died down. Are you all happy?

As for this issue, David Allen's article on what happened behind the scenes during the first BBC computer series makes delightful reading. That's what being in the forefront of technology is all about.

For long-suffering spouses and friends of people waiting for the BBC micro, a familiar tale is told by Mrs Ronnie Rowsell. Her baptism into computer technology has been a warm one. Things can only get better, and at least her sense of humour has not been dulled.

Finally, keep the letters flooding in. If something doesn't please you, let me know, otherwise you have only yourself to blame.



Electron to use add-on modules

THE Electron is alive and kicking, and it's on schedule for a launch by the end of the year, says Acorn director Chris Curry.

The £150 micro will support the BBC machine's graphics modes - except teletext, with access to 32k RAM. All keys are programmable with single-key entry.

It pioneers a module system and will be expandable to almost the full BBC specification. Modules clip securely on to the back of the micro with fixing screws. These will provide Econet, a general purpose Centronics, RS232 interface, and Prestel with mode 7 in software.


They can be added in tandem, and fix onto the back of each other.

The cream - coloured Electron casing feels thicker and stronger than that of the BBC micro, but is smaller: 330 x 160 x 50mm. The modules are the same depth and width as the computer and about 60mm long.

A sound capability is provided, but only one channel, and the processor will run slower than the Beeb.

Four sockets on the left side of the casing provide inputs for UHF and PAL, composite video or colour monitor, cassette and RGB colour monitor. Eight colours

Curry says ULA determining release of new £150 micro



are supported plus flashing.

On the right, a single socket is for the power supply. A separate transformer is provided for the Electron to meet stringent British safety regulations.

Chris Curry says the machine will be available before the end of the year.

'I would like to be able to promise before Christmas,' said Curry. 'Finalising the massive ULA is the dominant factor.'

Enthusiasm for the machine is barely restrained at Acorn, but the company is waiting until things are right to avoid the production

difficulties which plagued the BBC machine.

Hermann Hauser, Acorn's technical director, has pushed aside comparisons with the Spectrum. He describes Sinclair's claims as arrogant, and says that the Electron is at the forefront of technology.

Acorn's design consultants are putting the finishing touches to the casing and once the ULA is underway, the show will be ready to roll.

So, patience is the name of the game. The November issue of *Acorn User* will carry further revelations.

Guarantee valid after DIY upgrade

OPENING up the BBC micro casing will not automatically invalidate the six-month guarantee.

Acorn director Chris Curry says people can upgrade their model As as long as they do not interfere with other parts of the machine and use parts recommended by Acorn.

Also, the guarantee is extended by three months whenever the machine is altered by a dealer to take the additional interfaces within the initial six-month guarantee.

'Acorn User' in the shops

Acorn User will be available in newsagents from November. Distribution will be to branches of all the big chains and selected smaller shops.

Your local shop should also be able to handle regular orders.

Subscriptions will, of course, continue to be serviced in the normal way.

This issue will be available to subscribers and on sale at most dealers (see page 56).

Voice and paddles

GAMES paddles are now in production and set to be in the shops before Christmas. A pair costs £13 including VAT.

The speech synthesis ROM will be out in December and will cost about £25 (see pages 27-29). It can only be used with the 1.0 operating system.

Mysteries of cassette loading

PROBLEMS with loading cassettes have baffled even Acorn's experts. Some Welcome tapes have been found faulty, and problems are not helped because they are only recorded on one channel.

With some cassette recorders, an impedance mismatch may prevent low

frequencies being recorded. On others, poor speed regulation may be the fault particularly at high baud rates, where the BBC micro requires $\pm 12\%$ at 1200 baud. Then, an unusual phase shift on the cassette could be the villain.

None of these problems should occur with Acorn's

cassette, and the best results seem to be obtained with medium range units for about £25 to £35, which usually have a tape counter.

If varying the volume and tone do not work, dealers have been provided with diagnostic tools to solve the impedance and phase shift difficulties.

BBC repeats

THE BBC's *Computer Programme* will be repeated on BBC 1, Sundays 12.35 to 1.00 pm from October 10 to December 12; again on Mondays 3.05 to 3.30 pm on BBC2 from October 11 to December 13.



Acorn clarifies MOS issue

CONFUSION still surrounds the 0.1 machine operating system in early BBC machines and whether it will be replaced free of charge or not. The answer is yes and no.

Those machines with 0.1 in EPROM will have the system exchanged free of charge for ROM 1.0, when

these become available in six to eight weeks time. The exchange will also be free for users who buy any of the peripherals which need the 1.0 MOS.

Anyone else who wants the upgrade to 1.0 will have a nominal charge made by the dealer for the exchange. This should be about £10.

Chris Curry of Acorn stresses that the machine operating system is continually being developed – it has increased by 0.1 increments and now stands at about 1.2.

Some later machines have been supplied with 1.0 in EPROM, and Acorn will exchange these free.

Computer boost for Prestel

HOME computers are providing a big opportunity for British Telecom's Prestel system.

Television sets to receive the viewdata information service cost between £500 and £1000, but micros can link into Prestel with an adaptor costing under £100.

BT has attracted a paltry 3,000 domestic users to Prestel since 1979, but believes this could reach 100,000 by 1985 because of computers already in homes.

A 30,000 page database will be set up especially for computer owners, and software will be available for downloading. There will be a charge of between 50p and £5 for programs.

The scheme will start in January, and there are already more than 600,000 computers in homes.

Another idea is to supply adaptors free to households, with finance coming from the private sector.

Torch packs it in to steal a march on old partner


TORCH Computers, who once shared offices with Acorn, have launched a Z80 disc pack for the BBC micro.

For just under £1,000, buyers receive a Z80 processor board with 64k RAM, twin 400k drives and a CPN operating system which is claimed to run CP/M software.

The company demonstrated the £995 system at the PCW show.

Torch once had a corporate connection to Acorn, but the only link now is that Acorn provide BBC boards under contract to Torch.

This is the first major



development from outside Acorn for the BBC system.

'I don't know what they have been doing,' said a Torch salesman at PCW. 'We developed the Z80 board in just a few weeks.

'We have stolen a march on Acorn.'

But Acorn seem to have expected it. 'This was bound to happen. It is up to us to compete,' said the company's spokesman.

Tutorials and courses

TWO meetings in December of interest to micro users:

■ Expert Systems Tutorial, December 20, London. Fee is £40. Details from Richard Forsyth, Maths Dept, Polytechnic of North London, Holloway Road, London N7 8DB.

■ Development of new Teaching and Learning Methodologies, December 12-17, Bristol. Sessions on the BBC micro, December 12, 14. Fee is £82.50 including accommodation. Details from Registrar, Further Education Staff College, Coombe Lodge, Blagdon, Bristol BS18 6RG.

Teachers in limbo

TEACHERS should by now have received information on the Government's micro subsidy scheme.

But many are frustrated by the lack of software, and are unable to write it themselves.

One enterprising primary teacher has taught two mothers to program by setting up a series of recipes, or routines, which they can tag onto their software.

These recipes perform simple tasks such as asking the child to write their name, say 'Well done', or just play a tune.

The Microelectronics Education Programme has

commissioned software to support the Government scheme. The address is: MEP, Cheviot House, Coach Lane Campus, Newcastle NE7 7XA.

A network of training co-ordinators has been set up by the MEP.

Other sources of help are Muse and MAPE (see user groups), and the ITMA Project, College of St Mark and St John, Plymouth PL6 8BH.

When writing to these organisations, please include a large sae.

Acorn User will pass on information as it comes in. There will also be a major software review in December.

Cassette filing system

SEVERAL readers have written in to check the cassette filing system program given in the letters section of September's *Acorn User*.

The vertical symbol in the program on line 9 should be 'i', which is found on the top right of the keyboard.

Also, it doesn't matter that the square bracket symbol appears as an arrow.

Next month's letters section will include a large number of technical enquiries.

MR WOOD wrote in to inform *Acorn User* of a change in address. Fine so far. But his new address is 'Little Acorn'. Is someone having us on, or have we really changed his life?

Software for all

72 NORTH STREET, ROMFORD, ESSEX. TEL 0708 60725


FOR THE BEST IN **BBC** SOFTWARE

Zombie Island For 32K.



Fight for survival on an island inhabited by hungry, dangerous cannibals. Basic and machine code program

£7.95



For 32K

Row of 4

Try to outwit your computer opponent in this game of skill. Great graphics. Basic and machine code.

£6.45

MOONLANDER



Try to land your Space Capsule on the plateaus using the instrument. Panel display. Basic and machine code

For 32K.

£6.45

TIME TRAVELLER




For 32K only.

Travel through over 100 rooms in different times, and find the key back to your own time.

£6.95

BEEBTREN




For 16/32K, real time advanced Startrek Game.

Extra facilities include "probe satellites", "damage reports" & "on-board computer".


£7.95

Cobra/Robo-Swamp



For 16/32K (please state version required). Two addictive graphic games — insomniacs delight!

£6.95



J.R.

For 32K only. Two player game, features include exploration, drilling, employment and Price Wars.

£6.95



For 16/32K.

Accepts up to ten definable fields.

Facilities include Quick Search, Sort and Hard copy — capable of storing up to 300 complete records in memory (Model B).

£9.95

DATABASE

INVADERS

For 16/32K, Classic Arcade game. With colour and sound.



£6.95



Character Generator

For 32K only. Useful utility program enables user to re-define character set using Mode 4. Displays new character in graph form.

£4.95



GHOST MAZE

For 32K only.

Our own version of this popular Arcade game. With colour & sound. 9 levels of difficulty.

£6.95



For 32K only. Grand Prix

Time Trials around our race track. Includes computer controlled car to hinder your progress. 9 levels of difficulty.

£4.95

World Cup Manager



For 32K only.

Re-write history and win the World Cup with the team of your choice.

£6.45

PROGRAMMERS We are looking for good quality program covering games, utilities and education on the BBC Micro. We pay excellent royalty rates. Please write or phone us on (0708) 60725. Dealer enquiries also welcome.

Please send me:-

Add £1 p&p per order.

..... £.....

..... £.....

..... £.....

..... £.....

..... £.....

I enclose Cheque/P.O. for - £.....


Please debit my Access/Barclaycard No.

Name

Address

Make cheques/P.O. payable to: **SOFTWARE FOR ALL**
72 North Street, Romford, Essex.
Tel: Romford (0708) 60725





Optimus, Cambridge

Mobbed. . . the Acorn stand, host to a possible 53,000 people

Bodies, bodies everywhere. . .

WHY do computer shows always coincide with roasting weather, and take place in venues with inadequate air conditioning systems?

The PCW show at the Barbican was a classic example, and would have scared off all but the most enthusiastic exhibition goer.

But computer buffs – from six to sixty – are nothing if not enthusiastic, and walls of people, seven-foot-high ceilings and queues for everything were minor irritations.

Some people suffered however – mainly mums burdened with carrier bags crammed full of leaflets, badges and magazines collected by eager tots. The kids did the dragging, poor mum did the lugging.


Those who couldn't stand the

pace sat on the stairs and comforted themselves with drinks and sticky buns – they needed the energy.

Something else which needed the energy was the Acorn stand on Thursday afternoon – the power went down twice. Sensitive circuit breakers was what the overworked electrician put it down to.

These were minor hitches and the stands were a joy to sit at and grab computers. Lasers, robots and endless razzamatazz all played their part.


Electron-seekers went away disappointed, but consoled by flash pictures of BBC micros. And never mind, there's always Compec in November. And it can't get any hotter!



Optimus, Cambridge


Concentration. . . once you got to a machine you made the most of it

NOW IN STOCK AT



MicroStyle

29 BELVEDERE, LANSDOWN ROAD, BATH
47 CHEAP STREET, NEWBURY
67 HIGH STREET, DAVENTRY



THE BEST IN

BBC AND




THE BBC
MICRO —
COMPUTER
SYSTEM

Plus peripherals!

- * Single drive (Look) £265.00 INC VAT
- * Teletext receiver £166.00 INC VAT
- * Prestel receiver £103.50 INC VAT

And software ON CASSETTE

- * Space pirates (16K)
 - * Golf (32K)
 - * BBC Backgammon
- All at £8.00
OR LESS




THE ACORN
ATOM

ACORN COMPUTER

*THE Sensational NEW
Micropack!*

8K ROM 5K RAM,
PSU INCLUDED
COLOUR FITTED
SOFTWARE
STARTER PACK

£170.00



PLUS
VAT

credit card holders 'phone

(0225) 334659.

and place
your orders
now!



Post to:
MICROSTYLE, FREEPOST 29 Belvedere, Lansdown Road, Bath BA1 1FP
Please send me further details on the following, and your special offers.

Name

Company

Address

Tel



Vector moves in the right direction

VECTOR Marketing has replied to criticism of the new marketing set-up for the BBC microcomputer system.

Managing director Peter Goater now has seven operators for his six phone lines, and is using BBC model Bs as enquiry terminals onto Vector's main Alpha computer.

Letters are now being sent out to check whether people have received their orders. If your order has not yet been filled, return the letter to Vector. If it has, then tear it up. If there is no letter on the doormat, write to Vector at the address below and mark the envelope: Urgent order progress.

Goater admits the switch-over did not go as well as he had hoped. 'There were even problems with the fire extinguishers,' he claimed.

But there are better signs: 'There are peaks and troughs in calls, and

Model A is available on three weeks delivery
Model A plus Econet interface: production started in September.
Model B: orders should all have been despatched by September 25. Thereafter four week delivery.
Model B Econet: production has started.
Model B plus disc interfaces: should all be despatched by September 25. Thereafter four week delivery.
Model B plus disc plus Econet: production now underway.
 Second processor - **6502:** production to commence in November (provisional).
 Second processor - **Z80:** production to commence in November (provisional).
 Second processor - **16-bit:** production to commence in Feb 1983 (provisional).
 Single drive (100) is available on four weeks delivery.
 Dual disc drive (800): production underway.
 Teletext receiver: production to commence in October.
 Prestel receiver: production scheduled for spring 1983.
 12" monochrome monitor is available on three weeks delivery.
 14" colour monitor is available on three weeks delivery.
 Cassette recorder is on four weeks delivery, existing orders to be in line with computer despatches.
 Games paddles per pair: now being despatched.

yesterday there were no calls waiting at times.'

If you have not received a new *User Guide*, write to Vector Marketing, Denington Industrial Estate, Wellingborough, Northants NN8 2RL. Tel: (0933) 79300.

- If your BBC micro does not work, take it to your Acorn dealer, or send it to Retail Control Systems, Gresham House, Twickenham Rd, Feltham, Middx, TW13 6HA. Tel: 01-898 4761

'Lousy delivery'

SOME of our readers are none too happy with Acorn Computers and Vector Marketing. 'Good on initial sales literature, lousy on delivery,' was how one long-suffering would-be user described the organisation.

Any complaints, queries, writs or letter bombs the Editor receives are being passed on, with suitable comments, to the relevant company.

This pressure should result in remedial action

There is, however, no truth in rumours of a *Would-be Acorn User* magazine being launched - to our knowledge anyway.

Program puzzler

This is the first of a regular series of puzzles based on the BBC Microcomputer.

Write a function **FNSQ(X)** that will give the square of its argument X.

For example:

FNSQ(6) should be 36.

Now for the catch: the function should not refer to any other variables, except X, and must not contain ":", "/", or "\n" signs.

The solution makes use of the relationship:
 $x^2 = (x-1)^2 + 2x - 1$
 to define x^2 recursively in terms of $(x-1)^2$. The definition is then:
 DEF FNSQ(X) IF X = 0 = 0 ELSE FNSQ(X-1) + X + 1

Software chips in

SOME Acornsoft programs will not work on expanded BBC model As unless the 6522 VIA chip is fitted in position IC69.

The cassettes in question include *Monsters*, *Snapper* and *Defender*, so far. All these have all been written

for the BBC micro model B. This chip is fitted in model Bs, and the modification will apply to other 32k Acornsoft products.

Your local Acorn dealer should be able to supply and fit this part. (For dealer list see page 56.)

Acorns steal the flower show

FLOWER power met its match last month when computer power muscled in on the Felsted village show in Essex.

Four BBC micros were linked by an Econet with two floppy discs to build up a datafile of entrants and entries for a flower show in the village hall.

The machines belonged to Felsted school who also provided the two software packages.

One entered details of the 81 proud growers and their 570 entries, while a second enabled browsers to look up their favourites and how they had done.

Sixth formers Dave Salter and Dave Bisset set up the system under the watchful eye of computer studies teacher Chris Dawkins.

David Salter, who took on the task as part of an 'O'-level project, said: 'It all

went very well, although we did have someone behind the curtains debugging the system as it was being used.'


This, however, was a pilot scheme, as the system was only used as a back-up to the normal methods when it came to scoring. At the next show, in spring, there are plans to take over the scorecard system - and print labels for all the entrants.

ANGLIA COMPUTER CENTRE

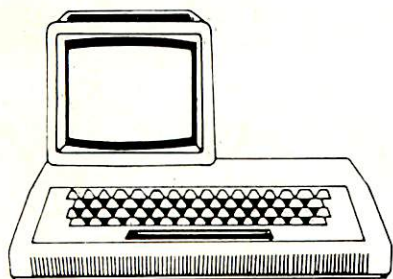

MICROCOMPUTER SPECIALISTS FOR BUSINESS AND SCIENCE

88 ST. BENEDICT'S STREET
NORWICH NR2 4AB

TELEPHONE: (0603) 29652, 26002 TELEX: 975 201



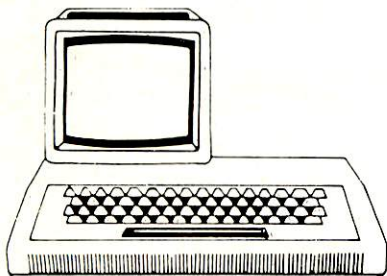
A SPECIAL OFFER



SPECIAL PRICES ON ASSEMBLED ATOMS

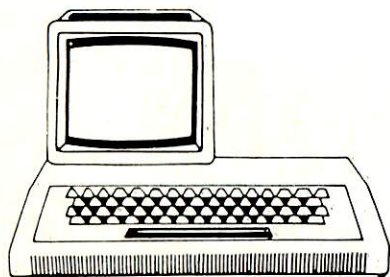
8k - 2k . . . £135.00

12k-12k . . . £210.00



SEKOSHA

GP100 . . . £199.00



WHILE STOCKS LAST!

PLEASE ADD VAT @ 15% TO ALL PRICES
SECURICOR DELIVERY £4.50

10% OFF ALL OTHER ACORN PRODUCTS

To: Anglia Computer Centre, 88 St. Benedicts Street,
Norwich NR2 4AB Tel: (0603) 29652

I enclose cheque for £ _____
Please debit
my Access.No. _____


QTY	ITEM	TOTAL PRICE INC. VAT + P&P

Signature _____

Name _____

Address _____

Telephone _____



Cumana drives BBC Micro best!


(at no extra cost)



CUMANA DRIVES +
OWN POWER SUPPLY
= BIG PLUS FOR
BBC MICRO USERS
... JUST FOR
STARTERS

... PLUS NO HASSLE
12 MONTH WARRANTY

The 'ice on the cake' is that, because the Cumana Drive has its own power supply, it can be used with many other Micros when connected via the appropriate cable. Cumana supply a Drive connecting cable which has a standard 34 way edge connector plus 34 way BBC connector **in the same cable length**. This allows the Cumana Drive to be connected to numerous makes of micro **without** the need to change connecting cable. **All at no extra cost!** And the **Japanese** manufactured disk drives are quiet and utterly dependable.



DEALER & EDUCATIONAL ENQUIRIES WELCOME –
GENEROUS DISCOUNTS AVAILABLE

CUMANA LTD 35 Walnut Tree Close, Guildford GU1 4UN Tel: Guildford (0483) 503121



A motley crew... Kelvin Jones (Snapper champ), Robin Mudge, Catherine Robbins, Mike Cocker (assistant producers), Fenella Sturt (production assistant), Steve Lowry (studio engineer)... behind the Computer Programme

CONFESSIONS OF A TV PRODUCER

As Project Editor for the BBC Computer Literacy Project, I've been in the unique position of trying out the BBC microcomputer in its endless developing forms. This has been both a privilege and a form of masochism. A privilege because the machine is so good, and masochism because every time there was a change or a hitch, I and my colleagues suffered endless frustrations – through, for example, error messages or just nothing appearing on the screen when we tried to run software which had worked perfectly the day before.

A call to some long-suffering person at Acorn or one of the equally long suffering BBC engineers usually solved the problem – 'Didn't you know you were supposed to type PAGE=&400 then *FX 567342? (Thinks – you ignorant fool)'. All very educational

for us since it forced us to try to understand the subtleties of the machine.

In September 1981, we started with bare circuit boards and not even a cassette filing system. The first television series was produced with the most amazing 'lash up' (I think that's the engineering jargon) – and programs were fed into the machine through a specially devised interface from one of Acorn's System 3 computers. This had a disc system, but it needed incantations and prayer to make it work.

Now it can be told that the BBC disc drive shown in the studio was a fake, we even had a member of the team to operate its red light on cue. And that database program on the front cover of the old user guide and on the front of the *BBC Computer Book* was really a specially generated page of Ceefax

– you may have seen it if you happened to be watching page 703 of Ceefax between 2.30 and 4.30 on the afternoon of one hot August day last year. It was transmitted just for us and received in my sitting room where a photographer was waiting to take pictures of Chris Serle.

What's more, the computer Chris is shown using in that photograph was made of wood. Incidentally, our software writer, Ian Trackman, is hard at work producing a real home database program which will be shown in the next series and then will be on sale through BBC Publications.

But all this artifice was necessary to get the show on the road – and it is now trundling towards a second series *Making the Most of the Micro* – due for transmission next January. This time the computer is stable, reliable



(touch plastic) and a joy to use. We will be able to show much more of the complete system working for real, and we will be seeing other machines.

The micro is also being used behind the scenes at the BBC. In the production office we are using a model B, with an NEC printer and the BBC disc drive to field test one of the word processing packages which is being produced. This sits inside the machine as a chip plugged into one of the empty ROM sockets. The word processor has proved its worth and at last we can say to visitors that this is no 'Mickey Mouse' machine. It's got a serious purpose.

We type in programme outlines and then, as items get firmed-up these are enlarged to become final scripts. This saves the frustration of typing endless drafts and perhaps not knowing which is the latest one. It will be relatively easy to turn them into the long narrow strips of text that end up down the right hand side of the camera scripts we use in the studio (camera directions go down the left). The package also counts the number of words in a

document (immensely tedious for us but a trivial problem for the computer). This can be useful in judging the length of a script, because roughly speaking a spoken commentary runs at 180 words per minute.

We also increasingly find that colleagues pop in to see what this new technology is all about. One such - the chap who signs our

'The disc drive was a fake'

expenses - is hooked on games and is fast becoming the world champion at *Snake* and *Snapper*. He has to be prized off the machine after lunch. But others with more serious intentions are also coming in and beginning to see all kinds of potential for the computer - for example in producing interactive tutorial programs to accompany foreign language broadcasts.

Most recently we have been

looking at the idea of linking the computer to the telephone, using an acoustic coupler, so that we can make use of the new electronic message service being offered by an offshoot of British Telecom (see page 20). Maybe I should keep quiet about this - viewers might start sending me electronic messages of complaint instead of writing letters. I wonder what the electronic equivalent of the waste-paper basket is?

And soon, we shall be able to receive the BBC teletext transmission - when we manage to get hold of one of the decoders being developed as part of the BBC system.

Finally, having the BBC machine around has enabled me to be utterly convinced that there is something in all this 'structured programming' business after all. I must confess that once I was hooked on GOTO, but now I am a reformed character. I can look a long program in the face and not be daunted by its potential complexity thanks to procedures. But my programs (with one 'm') are definitely not for transmission!

AT YOUR SERVICE

The Computer Referral Service is hardly a household name but already more than 6,000 people have used it. Most of them are now either on courses, active computer club members, or just at home beginning to find out what micros are all about.

The service has been their link to nearly 1,000 sources of help, information and advice. Anyone in the least bit interested in computers and computing can make use of it - especially beginners.

Although set up as part of the BBC Computer Literacy Project the service is run by the independent charity, Broadcasting Support Services. It has information on local courses, computer clubs, user groups, business advice and more.

But let's go back a year or so to the planning of the literacy project. The time was right for a major

initiative to encourage everyone to find out more about computers. So a TV series about micros was conceived.

But if it was to be effective it needed some means of enabling people to get their hands on a micro.

And this is where the referral service came in. If enough colleges, clubs and enthusiasts were willing to help, the service could direct enquiries to them.

Hundreds of colleges and adult centres began working out what they could do to help and computer clubs began planning for a sudden surge in membership.

A major step forward was the assistance of the Amateur Computer Club, the British Computer Society and Computer Town UK. The BCS branches offered their help and nearly half the Computer Towns readily agreed

to be referral points. This network meant most enquirers would be able to go along on club night and chat to enthusiasts before committing themselves. Five hundred colleges were running courses and workshops and the referral service was beginning to take shape.

The colleges had another role - they and polytechnics and universities were getting involved in giving advice and setting up courses for local businesses.

So all these were added as referral points along with in-service training agencies for teachers and those colleges running the 30-Hour Basic flexistudy course designed by the National Extension College. The Computer Referral Service was now ready to use.

Interested? All you have to do is send a large SAE to The Computer Referral Service, PO Box 7, London W3 6XJ

A bigger range than the Himalayas



The Acorn Atom From £118 plus VAT.

Personal Computing – Instructional and Fun

To get the best out of personal computing you need two things – hardware that is powerful and reliable – software that uses the hardware to the full. The Atom range is just that.

The Atom – tried and tested

The Atom was designed to last – inside and out. Outside a rugged, high impact case with a proper keyboard. Tested to withstand children as well as adults. Inside a powerful operating system that will never be bettered. It is available in several versions so you can choose what you want. And there is an enormous range of additional boards that fit inside the casing – start where you like – add more power, more versatility when you need it.

The Accessories – something for everyone

Diskpacks, printers, monitors, plug-in ROM's, manuals, other languages, arcade-type games, business and household software. Whatever you want to do – teach your children, run your business – you can't do better than choose the Atom range.

Available Nationwide

Not just mail order, the Atom range can be bought through a national dealer network – they will help and advise you. And in the unlikely event of breakdown they will be there. Like our equipment Acorn Computers are here to last.



Acorn Computers Limited,
Fulbourn Road, Cherry Hinton,
Cambridge CB1 4JN
Tel: (0223) 245200.

FREE Catalogue

For full details of the complete range and a list of dealers just fill in the coupon or write to us.




To: Acorn Computers Ltd,
Fulbourn Road, Cherry Hinton,
Cambridge CB1 4JN Tel: (0223) 245200.

Please rush me a complete list of the Atom range.


Name: _____

Address: _____

Postcode: _____



**George Hill describes
how to set up an Epson to
print out your programs.
Typical results are shown
by these 'testcards'**



EPSON MX80

These programs allow screen graphics to be dumped in less than 20 minutes using VDU drivers in BBC Basic. A shaded black and white picture is easily obtained with a standard Epson MX80 F/T.

The printer can be updated to a Type 2 printer, at the cost of a serial interface board and three EPROMs from Epson.

The eight dot wires of the printer head can be fired individually, according to whether the eight bits of the byte sent to the printer are on or off. The printhead is then moved on and another byte reproduced. The distance between dots can be halved in double density printing (figures 1 and 2).

At its simplest, the printer could fire a single dot if the point on the

screen was on (colour > 0) and by scanning the screen using POINT (X,Y) to return the colour at X,Y we can produce a postcard sized representation of the screen. Program 1 does this.

It is always correct to step four in the Y direction scan, as all graphics modes have 256 positions in that direction, despite the screen coordinates running from 0 to 1024. The step size in the X direction will vary with the mode. Mode 0 would use STEP 2, modes 1 and 4 use STEP 4, and modes 2 and 5 use STEP 8.

Program 1 produces an elliptical circle, which is a result of the video system, not the printer or your eyesight. This can be overcome, but at the cost of speed, and is not worth it in a two colour mode. To

reproduce the four colours of modes 1, or 5, or the eight of mode 2, we must use a much more sophisticated approach, and define the patterns we send to the printer.

The line spacing must be set so adjacent lines of dots have no space between them, and the number of dots per line also has to be declared. This is done using escape codes obtained from the manual. FOR NEXT loops operate faster using integer variables. This is incorporated in program 2. You can try altering X,Y, and y to X%,Y%, and y% in program 1 to increase the speed.

In double density printing, the wires print overlapping dots as shown in figure 2. The total number of dots per line is 960. In mode 1 (320 by 256) we can use a three by

Program 1 gives single colour print - as in testcard top left

```
1000 REM * * PRINTPIC * *
1010 REM * Copyright G.B.Hill May 1982 *
1020 REM picture dump
1030 REM single colour version
1040 REM ***variable declaration***
1050 REM X,Y,y screen coordinates
1060 REM S,C,P stores for screen
1070 REM set up printer
1080 PROCPRINTER
1090 REM scan screen and send data
1100 PROCSCAN
1110 REM finishing routine
1120 PROCDONE
1130 END
1140 DEFPROCPRINTER
1150 MOVE 0,0 :REM zero graphics cursor
1160 REM select RS423
1170 *FX 5,2
1180 REM 1200 baud
1190 *FX 8,4
1200 VDU1,27,1,65,1,8
1210 ENDPROC
1220 DEFPROCSCAN
```

```
1230 FOR Y=1023 TO 0 STEP -32
1240 VDU1,27,1,75,1,64,1,1
1250 FOR X=0 TO 1279 STEP 4
1260 S=0.5:C=0:P=0
1270 FOR y=28 TO 0 STEP -4
1280 S=S*2 :REM sets bits
1290 P=POINT(X,Y-y)
1300 IF P>=1 THEN C=C+S
1310 NEXT y
1320 VDU1,C
1330 NEXT X
1340 VDU1,10 :REM Linefeed
1350 NEXT Y
1360 ENDPROC
1370 DEFPROCDONE
1380 VDU1,27,1,50 :REM Normal linefeed
1390 VDU 1,27,1,70 :REM Cancel condensed
1400 VDU4 : REM separate text cursor
1410 PRINTTAB(10);"Picture complete."
1420 PRINT:PRINT:PRINT
1430 PRINTTAB(16);"BYE"
1440 PRINT:PRINT:PRINT:PRINT
1450 ENDPROC
```




Program 2. Three-tone dump as in testcard opposite

```

1000 REM * * BITPRINT1 * * MODE 1 * *
1010 REM * Copyright G.B.Hill June 1982*
1020 REM Three tone picture dump
1030 REM ***variable declaration***
1040 REM X%,Y% screen coordinates
1050 REM P1,2,3,4 stores
1060 DIM C(4,3)
1070 C(0,1)=0:C(0,2)=0:C(0,3)=0
1080 C(1,1)=0:C(1,2)=1:C(1,3)=0
1090 C(2,1)=3:C(2,2)=0:C(2,3)=1
1100 C(3,1)=3:C(3,2)=3:C(3,3)=3
1110 REM set up printer
1120 PROCPRINTER
1130 REM scan screen and send data
1140 PROCSCAN
1150 REM finishing routine
1160 PROCDONE
1170 END
1180 DEFPROCPRINTER
1190 MOVE 0,0 :REM zero graphics cursor
1200 *FX 5,2
1210 REM select RS423
1220 *FX 8,4
1230 REM 1200 baud
1240 VDU2:PRIN1:VDU3,1,10,1,10,1,10
1250 VDU1,27,1,65,1,8
1260 ENDPROC
1270 DEFPROCSCAN
1280 FOR Y%=1023 TO 0 STEP -16
1290 VDU1,27,1,76,1,192,1,3
1300 FOR X%=0 TO 1279 STEP 4
1310 P1=0:P2=0:P3=0:P4=0
1320 P1=POINT(X%,Y%-12)
1330 P2=POINT(X%,Y%-8)
1340 P3=POINT(X%,Y%-4)
1350 P4=POINT(X%,Y%)
1360 FOR J%=1 TO 3
1370 VDU1,(C(P1,J%)+4*C(P2,J%)+
16*C(P3,J%)+64*C(P4,J%))
1380 NEXT
1390 NEXT
1400 VDU1,10 :REM Linefeed
1410 NEXT
1420 ENDPROC
1430 DEFPROCDONE
1440 VDU1,27,1,50 :REM Normal linefeed
1450 VDU 1,27,1,70 :REM Cancel
1460 VDU1,12,1,7 :REM formfeed and beep
1470 VDUS
1480 PLOT 4,400,224
1490 PRINT"Picture complete."
1500 PLOT 4,600,160
1510 PRINT"BYE"
1520 VDU4,26
1530 VDU31,0,31
1540 ENDPROC

```

two matrix to represent each point (figure 3), and in mode 2 (160 by 256) a six by two matrix (figure 4).

Program 2 (for mode 1) defines the patterns in arrays at the beginning of the program. There are four patterns for mode 1 on a three by two matrix, and the arrays are two dimensional, the first parameter referring to the colour, the second to the column of the dots. Scanning four elements at a time in the Y direction enables us to build up a succession of bytes to send to the printer via VDU1. The way these bytes are built up from the numbers in the arrays is shown in the example in figure 5.

So much for the theory, what about the practice? First, to avoid scrolling the picture off the top of the screen as you print it, you must define the text area in the graphics program. This can be anywhere, my own preference being for the bottom two or three lines of the screen. This is done using VDU28.

But beware: if any of the four parameters defining the text area are off the screen, normal scrolling occurs.

Finally, having stored the program numbered from 1000, proceed as follows:

- LOAD your graphics program.
- RENUMBER it to ensure that it ends before line 1000.
- PRINT~TOP~2 (this returns a hex number, "hexnumber", which you now use to merge the programs).
- *LOAD "BITPRINTn" hexnumber.
- Type OLD to reset the Basic pointers.
- Replace the END of your graphics program by GOTO 1000.
- Type RUN, wait and hope!

The November issue of *Acorn User* will give a listing for a seven-tone picture dump corresponding to mode 2.

Figure 1

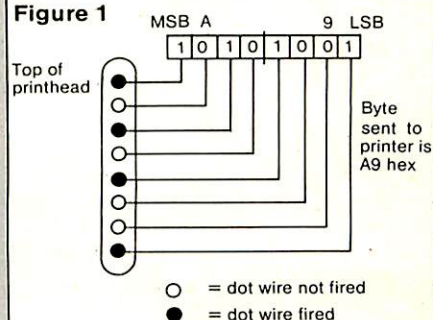


Figure 2

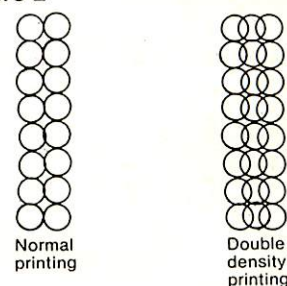


Figure 3

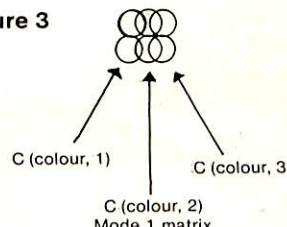
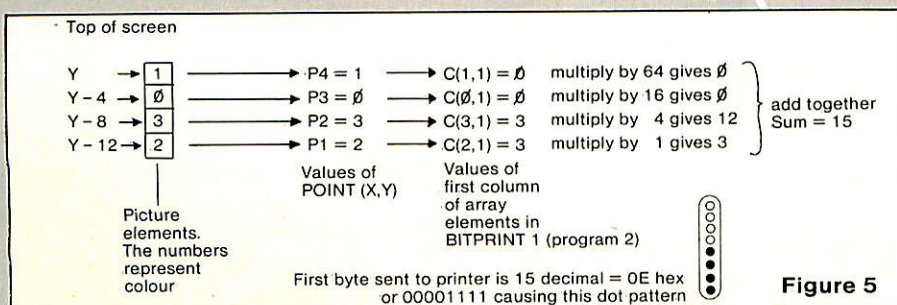
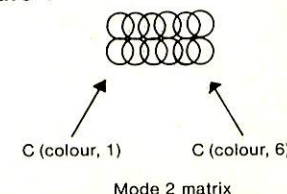


Figure 4





Andrew Cryer gives a simpler dot-for-dot copy on an Epson MX80 FT/2

DOT·FOR·DOT EPSON

This article describes a print routine written as a procedure so it can be appended to any program and will work in modes 0, 1, 2, 4 and 5. It translates each addressable point on the screen into one dot on the printer.

The TV image is displayed as a series of points which can be either light, dark or coloured. For an image which is either black or white the Basic function POINT (X,Y) gives a value 1 or 0 depending on whether a particular screen position X,Y is light or dark. The procedure to produce a copy with the Epson uses this to sample positions on the screen. The procedure then translates what is on the screen into the codes required to drive the printer.

The Epson printer, when in the dot-addressable mode, allows each of the eight dot-producing wires in the printhead to be addressed separately. The procedure scans across the screen supplying the codes for the printhead as it prints across the page. For this the procedure needs to look at the screen and consider it as lines, each eight dots high. It then converts these screen lines into codes to be sent to the printer and thus produces a one-to-one image on the Epson.

Figure 1 shows an enlarged image for part of one of these screen lines. Each character in the

screen line is composed of eight columns, each column being eight dots high, with each dot being either light or dark. The first column of this line is shown in figure 2.

Each column can be represented by a binary number of 1s and 0s – 1s corresponding to light areas and 0s to dark areas. The eight-bit binary number needs to be sent to the printer. Its most significant bit corresponds to the top of the column, and the least significant bit to the bottom. It is constructed by sensing in turn each of the eight bits and constructing the final binary number using:

$$\text{code} = \text{code} + 2^{\wedge}J$$

where this line is repeated for J going from 0 to 7. (The initial value for 'code' is zero.)

This binary number is then sent to the printer by the use of a CHR\$(1);CHR\$(code). The CHR\$(1) is interpreted as an instruction to send the next code directly to the printer only. Without this, the BBC micro will react unpredictably as it interprets codes less than 32 as requiring special action. Each eight-bit binary number needs to be sent to the printer, one at a time. This process continues until the whole screen has been interpreted.

Program 1 carries out this procedure which can be appended to the display-producing program

using the method described on page 402 of the new User Guide.

The outer FOR . . . NEXT loop scans down the screen, one line of eight dots at a time. The next such loop scans along each line while the inner loop scans down any one column of dots to calculate the binary number. Line 10160 then sends this code to the printer.

When calling the procedure, values must be supplied for the two parameters. The first is the character height and the second is the character length. Both are measured in the same units as the screen coordinates. The table below gives the character heights and lengths for the different modes. By halving one or both of these, an enlarged image can be produced.

	Character height	Character length
Mode 0	32	16
Mode 1	32	32
Mode 2	32	64
Mode 4	32	32
Mode 5	32	64

To produce an identical image of what is on the screen in mode 4, PROCdump (32,32) is used. To produce an image twice the size in the same mode PROCdump (16,16) would be used. Further scalings could be applied using the same principle.

Figure 1. Enlarged screen image




Figure 2. First column of image in figure 1

Program 1. Printer's orders

```

10000 DEF PROCdump(CH,CL)
10010 REM CH = Character height
10020 REM CL = Character length
10030 LOCAL Y,X,J,C,DA
10040 REM Set up printer
10050 DA=8*1280/CL
10060 VDU2,1,27,1,65,1,8,1,27,1,50,1,10
10070 FOR Y=1023 TO 0 STEP -CH
10080 REM Set up printer for line
10090 VDU1,27,1,76,1,DA MOD 256,1,DA DIV 256
10100 REM Print out line
10110 FOR X=0 TO 1279 STEP CL/8
10120 C=0
10130 FOR J=0 TO 7
10140 IF POINT(X,Y-J*CH/8) <> 0 THEN C=C+2^(7-J)
10150 NEXT J
10160 PRINT CHR$(1);CHR$(C);
10170 NEXT X
10180 PRINT CHR$(1);CHR$(10);
10190 NEXT Y
10200 REM Turn printer off
10210 VDU3
10220 ENDPROC

```




SEIKOSHA GP100

```

10 MODE1
20 LSB=0:MSB=0
30 FORA=0TO3STEP3:P%=HMEM-400
40 OSWORD=&FFF1
50 OSWRCH=&FFE3
60 OSBYTE=&FFF4
70 L
80 OPTA
90 \ MARK SHAFFER
100 \ VERSION 1.3 (3/8/82)
110 .BEGIN
120 LDA #&87
130 JSR OSBYTE \FIND MODE
140 TYA
150 CMP #3
160 BEQ err
170 CMP #6
180 BEQ err
190 CMP #7
200 BEQ err
210 CMP #0
220 BNE noerr
230 .err
240 BRK
250 SEC
260 EOR &444F
270 EOR &3F \IS 'MODE?'
280 BRK
290 .noerr
300 LDA #1 \SEND NEXT CHAR TO
310 JSR OSWRCH \PRINTER
320 LDA #8
330 JSR OSWRCH \GRAPHICS MODE
340 LDA #1
350 JSR OSWRCH
360 LDA #10
370 JSR OSWRCH \SEND A LF
380 LDA #255
390 STA TABLE+2 \TOP OF SCREEN
400 STA SAV \COPY
410 LDA #3
420 STA TABLE+3
430 STA SAV1
440 .LOOP2
450 LDA #0 \LOAD TABLE WITH
460 STA TABLE \LEFT HAND EDGE
470 STA TABLE+1 \OF SCREEN
480 .LOOP3
490 LDA #0
500 STA &84 \RESET GRAPHS CHAR
510 LDA #7 \INITIALISE
520 STA &83 \LINE COUNT

530 .LOOP1
540 LDX #LSB \GET ADDRESS OF
550 LDY #MSB \TABLE
560 LDA #9 \ROUTINE #9
570 JSR OSWORD \READ PIXEL
580 LDA TABLE+4 \GET PIXEL
590 CMP #&FF \OFF SCREEN?
600 BNE OK \IF YES THEN SET
610 LDA #0 \BYTE TO 0
620 .OK
630 JSR MAKEB \SET A BIT
640 LDA TABLE+2 \GET Y POS
650 SEC
660 SBC #4 \GO DOWN 1 LINE
670 STA TABLE+2 \SAVE ADDRESS
680 LDA TABLE+3
690 SBC #0 \SUB CARRY FROM MSB
700 STA TABLE+3
710 DEC &83 \DEC LINE COUNT
720 LDA &83
730 CMP #0 \SEVEN LINES?
740 BNE LOOP1 \NO NEXT PIXEL
750 .PRIN
760 LDA #1
770 JSR OSWRCH
780 LDA &84 \GET GRAPHICS CHAR
790 ORA #128 \SET BIT 7
800 JSR OSWRCH \WRITE GRAPHICS
810 LDA SAV \GET COPY
820 STA TABLE+2 \RESET LSB Y
830 LDA SAV1
840 STA TABLE+3 \RESET MSB Y
850 LDA TABLE \GET X POS
860 CLC
870 ADC #4 \NEXT COLUMN
880 STA TABLE
890 LDA TABLE+1
900 ADC #0 \ADD CARRY TO MSB
910 STA TABLE+1
920 LDA TABLE \GET X POS LSB
930 CMP #0 \ZERO?
940 BNE NT64
950 LDA TABLE+1 \GET X POS MSB
960 CMP #5 \OFF RIGHT
970 BEQ NLINE \NEW LINE
980 .NT64
990 JMP LOOP3
1000 .NLINE
1010 LDA SAV1 \GET X MSB COPY
1020 CMP #0 \BOTTOM OF SCREEN
1030 BNE NEOS \NOT END OF SCR
1040 LDA SAV \GET X LSB COPY

1050 CMP #27 \LESS THAN 7 LINES
1060 BCC YEOS \YES
1070 .NEOS
1080 LDA SAV \GET COPY
1090 SEC
1100 SBC #28 \SUB 7 LINES
1110 STA TABLE+2
1120 STA SAV
1130 LDA SAV1
1140 SBC #0 \MSB CARRY
1150 STA SAV1
1160 STA TABLE+3
1170 LDA #1
1180 JSR OSWRCH
1190 LDA #10 \PRINT LINE
1200 JSR OSWRCH
1210 JMP LOOP2
1220 .YEOS \END OF SCREEN
1230 LDA #1
1240 JSR OSWRCH
1250 LDA #15
1260 JSR OSWRCH \CLEAR BUFFER
1270 LDA #1
1280 JSR OSWRCH
1290 LDA #10
1300 JSR OSWRCH
1310 RTS \BASIC
1320 .MAKEB
1330 CMP #0
1340 BEQ ZERO \>1?
1350 LDA #1 \YES-SET TO 1
1360 .ZERO
1370 PHA \SAVE 'A'
1380 LDA #7
1390 SEC
1400 SBC &83 \INVERT LN COUNT
1410 TAY \PUT IN 'Y'
1420 PLA \GET BYTE
1430 .SHIFT
1440 CPY #0 \UNTIL 'Y'=0
1450 BEQ ST
1460 ASLA
1470 DEY
1480 JMP SHIFT
1490 .ST
1500 ORA &84 \SET CALCULATED
1510 STA &84 \BIT IN GRAPHS
1520 RTS \MAIN ROUTINE
1530 J
1540 TABLE=P%:P%=P%+5:SAV=P%:SAV1=P%+1
1550 MSB=TABLE DIV 256
1560 LSB=TABLE MOD 256
1570 NEXT

```


ADD ON, PLUG IN, PRINT OUT

AMBER 2400 MATRIX PRINTER


the flexible print out facility for home computers.

At long last it's possible for every home computer user to have a hard copy of program listings. The AMBER 2400 Matrix Printer is the first low-cost complete printer with the flexibility of parallel or serial inputs to make it compatible with most home computers.

Priced at just **£69.95** plus VAT, postage and packing £2.95, comes complete with paper and ink ribbon.

- 24 characters per line standard text
- Full graphics capability – each dot is individually programmable
- Conventional 25 pin 'D' type plug
- Serial and parallel input
- CTS/Busy output
- Serial baud rate selectable from 75 to 9600 baud
- Mains Powered
- Injection moulded case for strength
- Size of just 80mm x 160mm x 160mm (H x W x D)
- Uses low-cost plain paper rolls (90ft for 45p)
- This is not a thermal or spark discharge type printer

This is the printer you need, write now telling us what computer you use, including a SAE, and we'll send you the AMBER 2400 Matrix Printer leaflet.



AMBER CONTROLS LTD.

Central Way, Walworth Industrial Estate,
Andover, Hampshire.

ACORN PLUS



FREE!
NEW 100 PAGE
CATALOGUE
FREE!

Control Universal stock Acorn, Rockwell, Cubit and fine peripherals. Send for our catalogue.

ACORN STOCK



Ring Control Universal on four telephone lines for technical advice and fast deliveries on all Acorn products – Eurocards, systems, Atoms, all software, networks components, connectors, spares – everything you need.

MORE! STOCK



Control Universal also stock Rockwell Computers, EPSON and TEC printers, BMC and MICROVITEC vdu displays, G.P.I. EPROM programmers and erasers; disks, stationery, memory and TTL chips.

CUBIT



The CUBIT range is made by Control Universal and includes single board computers with 4K RAM and VIA i/o chip for 6502, 6802 and 6809 processors; CU-MEM memory card for eight 24 or 28 pin memory chips, with on board battery back up for CMOS RAM; CUBIO 64/80 channel digital i/o card; CUBAN eight bit analogue interface with 16 analog inputs, one analog output and 20 digital i/o channels; CU-KEY ascii keyboard.

'ATOM PLUS 17K RAM — £69 why 17k ?

– to fill in the gap from hex 3C00 to 3FFF with 1 K of static RAM, and provide 16k of dynamic RAM from 3000 to to 7FFF. Uses 5v only devices, and fits in the standard Atom case.

Standard Eurocard size and bus connector.

'CU-DRAM' 64K bytes DRAM — £129


For all Acorn and Control Universal systems. Each block of 4k can be enabled or disabled to match the system. Carries also a 4k/8k 28 pin socket for ROM or EPROM, and can be software selected at board level to allow up to 16 boards in one system and hence a maximum of 1 Mbyte of RAM.

Standard Eurocard size and bus connector.

CONTROL UNIVERSAL LTD.
Unit 2, Andersons Court, Newnham Road, Cambridge
(0223) 358757

**VISIT OUR
NEW SHOWROOM**

BBC MICROCOMPUTER



BBC Model A **£299**

Mode B **£399**

(prices includes VAT Carr £8/unit)

Memory Pack 8X84816AP-3 **£21.60**

Analogue Port Kit **£7.30**

Printer & User Ports Kit **£9.50**

All mating connectors with cables available in stock

Full Range of ACORN SOFTWARE, BUGBYTE & PROGRAM

POWER Software in stock.

PHONE/SEND FOR OUR BBC LEAFLET

RS423 & VDU Port Kit **£10.80**

BUS & TUBE Ports Kit **£7.50**

DISC Interface **£70**

BBC Single Disk Drive **£208 + £6 Carr**

Dual Disk Drive **£799 + £8 Carr**

ACORN ATOM

Atom Kit **£120**, Basic Built **£135**

Expanded 12K + 12K **£175** 8K + 5K + Colour Card **£169**

(Carr **£3/unit**)

Atom Upgrade to BBC **£45** F.PROM **£19** 1K RAM **£1.80**

Word Pack ROM **£26** Tool Box Rom **£25**


All ATOM Buffers & Connectors in stock

Atom Forth **£10** Atom Lisp **£15** Atom Calc **£34**

Monitor ROM for direct entry of Machine Code **£16**

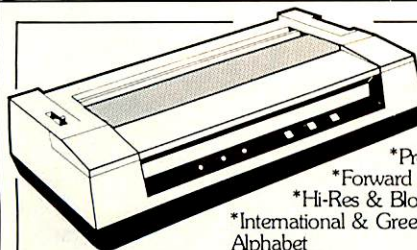
Atom Disc Pack **£299 + £7 Carr.**

4 Eprom Selector Board **£19.50**



PHONE/SEND FOR OUR ATOM LIST FOR FULL DETAILS

PRINTERS



NEC PC8023 BEC

*80 Cols. 100CPS

*Bi-directional Logic Seeking

*Proportional Spacing

*Forward & Reverse Line Feed

*Hi-Res & Block Graphics

*International & Greek

Alphabet

*Auto underline, Super & Sub Scripts

EPSON MX80 & 100 F/T3

*MX80: 80 COLS. 80 CPS

*MX100: 136 COLS. 100CPS

*Bit Image Printing

*Bi-directional Logic

Seeking


*International

Characters

*32 print FONTS

*Auto underline.

Super & Sub Scripts



SEIKOSHA GP100A

*80 COLS. 30 CPS

*Self Testing

only **£175.20** £6 carr

*Hi-Res Graphics

*Std & Double width


characters

only for **£180 + £6 carr**

MX80 F/T **£330** MX 100 F/T **£430** Printer Cable **£13.50** 2000 Sheets 9 1/2" x 11"

£14.00 + £4 Carr 2000 Sheets 9 1/2" x 11" **£4.50 + £2 Carr**

Variety of interfaces available in stock.



BM1401 Colour Monitor

RGB Input/Separate Video Sync.

£240 + £8 Carr.

MICROVITECH 1441 Colour

Monitor RGB Input **£269 + £8**

Carr

MONITORS

BM12A 12" Green Screen

Monitor

18MHz Scan Frequency

£80 + £6 Carr.

SANYO 12" Green Screen Monitor

18MHz - antiglare screen **£99 +**

£6 Carr.



Computer Grade **SANYO**

Cassette Recorder

£24.50 + £1.50 Carr

Cassette Lead 7 pin

DIN-3 jacks **£3.50**

7 pin DIN-5 pin DIN + 1

jack **£4.00**

Computer Cassettes C12 50p ea

or **£4.50 for 10**

FLOPPY DISC DRIVES

FD50A in Cabinet with PSU **£190 + £6 Carr**

2 x FD50A in Cabinet with PSU **£360 + £10 Carr**

These drives are fully compatible with BBC Micro

Single Disc Drive Connecting Leads 36" long **£9.00**

Dual Disc Drive Connecting Lead 36" long **£14.00**

BBC Single Drive **£204 + £3 Carr**

BBC Dual Drive **£338 + £6 Carr**

PRINTERS, MONITORS & F.D. Drives Carry 12 months warranty

The above are just a few of the items from our large stock range. We carry a very wide range of connectors, made up cable assemblies, TTLs, CMOS, Microprocessors, Interface & Linear Devices, RAMs, EPROMs, CRYSTALS etc. Our price lists, catalogues, leaflets are available on request. Our large stocks enable us effect same day despatch on most orders.

Orders from schools, colleges and educational establishments are welcome.

Please add 40p for P&P/Carr. unless stated otherwise and VAT at 15% to the order value.

TECHNOMATIC LTD.

MAIL ORDERS TO: 17 BURNLEY ROAD, LONDON NW10 1ED

Tel. 01-452 1500/450 6597 Telex 922800

RETAIL SHOPS: 15 BURNLEY ROAD, LONDON NW10 305 EDGWARE ROAD, LONDON W2




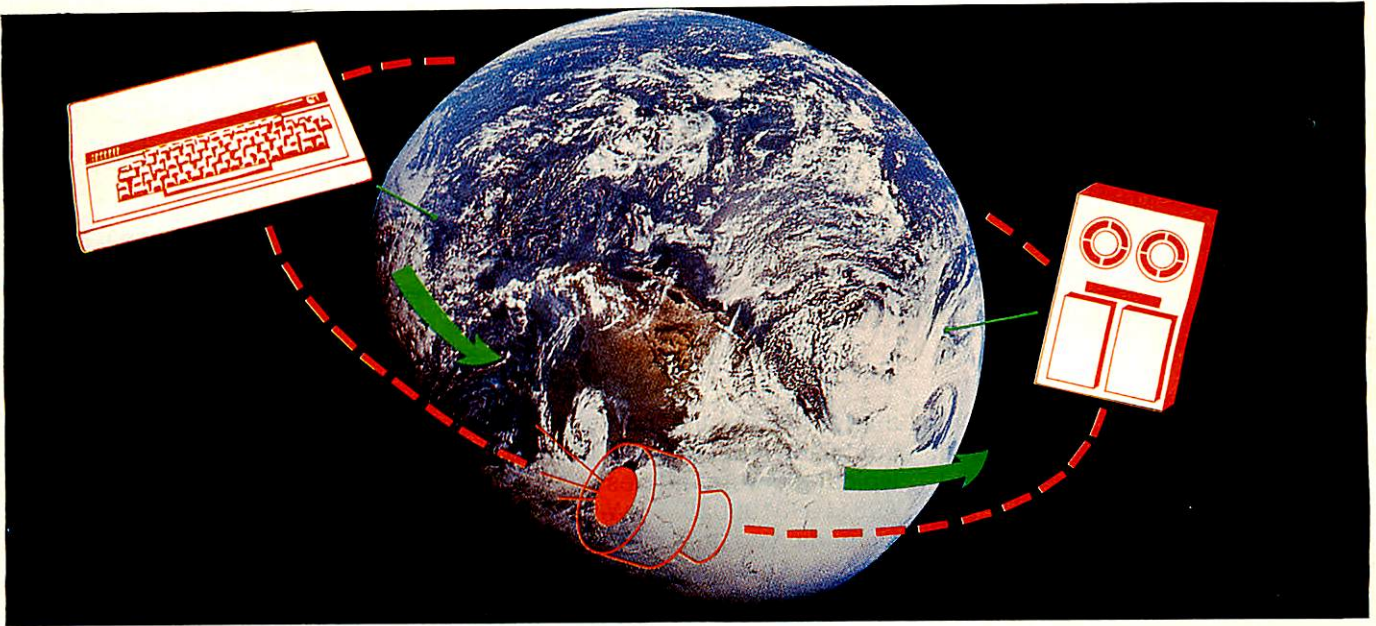
The BBC micro dials the world

with the help of Acorn's John Coll

Simple software can transform the BBC micro into an intelligent terminal with links to mainframe computers all over the world. At very modest costs, typically £2 for 10 minutes, users can:

- search the last 15 years' news reports for a particular word.
- ask for a report giving the floor plans of all Czechoslovak hospitals.
- book an air flight from Paris to New York.
- calculate components required for a low pass filter.
- order a record.
- join a worldwide conference.





Such facilities are widely used in the US, but Britain is only just waking up to the possibilities. The many different services available are accessed in a number of ways, but all require the same hardware and software on the BBC microcomputer system.

The first step is to dial one of a number of computers in the United Kingdom. The telephone hand-set is then plugged into an acoustic coupler which is connected to a BBC model B. The microcomputer must include a special sideways ROM designed for operating system 1.0. Acorn will be selling an acoustic coupler modem unit, and others are available for under £200. One disadvantage of an acoustic coupler is that loud noises may cause interference on the line.

Modems can also be used. These tend to be more expensive, and have to be connected to the telephone line – which needs British Telecom approval. However, it is a simple process to connect two wires to the telephone line! An advantage of a modem is that the BBC computer can dial automatically, or even answer the telephone.

Each of the services provided tends to be specialised. One I use enables me to chat to people in the US. Whatever I type on my keyboard appears on their screen and vice versa. Communication is slower than talking, but it is cheaper than telephone and ideal for holding a conference. Rewtel is a free 24-hour service on 0277

230959 run by *Radio and Electronics World*, a magazine typeset directly from the publishers own computer system. All their news stories are held on the dial-up computer, so people can access the information immediately.

The system is open 24 hours a day. It provides an electronic bingo card to request further information on new products, and an electronic mail system. Electronic components can be ordered, and future plans include the ability to download software.

Distel is another free dial-up service (01 683 1133), run by Display Electronics. You can browse through a computer catalogue, place an order and quote your credit card number directly into the system.

This may sound like Prestel, but none of the systems in this article

have a password and an account, whereas you don't need either to use the systems mentioned above, although some more complicated systems do require passwords.

British Telecom Gold, set up by BT and Dialcom, offers an electronic mail system for commercial users. When you log on and give your identification code, the system lists any letters and phone messages stored. You can then scan through or read them individually. To reply, you just type the letter R, followed by your answer. This will be despatched directly back to the other person.

There are thousands of useful options. You can check whether a person has read and deleted your letter, or arrange for an acknowledgement to be sent to you the second he reads your letter. You can forward a letter to another user or send out multiple copies to various people.

***'This network
enables you
to send mail
faster than air'***

are based on the BT service. The Prestel display demands a modem, and has a fixed display format of 40 characters per line and 24 lines. However, the systems discussed in this article have a free format and often make use of an 80-character display which is available on the BBC model B. Prestel users must

Another facility of the Gold system is the diary, which is easy to use and flexible. Items in the diary can be corrected by your secretary, but other people have only limited access. They can read the title of a meeting but not any comments you have made. The diary can print out your day's, week's or month's engagements or search back for a meeting with a certain person.

As well as these two facilities, there are hundreds of application programs on mortgage repayments through to calculating component values in electronic circuits. And

**Rewtel**

(0277) 230959
Free 24-hour news
and information
service

**British Telecom
Gold**

International
communication
system

Distel

(01) 683 1133
Free computer
catalogue for
electronic components

there is a large range of sophisticated games. When you play *Starreck* (but called *Asteriskreck*), the system modestly asks your name to put into its 11 million bytes of core! The Dialcom Gold computers are prime 5000 units and are connected to a worldwide network of similar machines. This network enables you to send mail faster than air and cheaper than telex. If you want to send telex you can do so directly through Telecom Gold and it will appear on some distant telex machine. The facilities go on and on.

If I want to send a letter to Ronnie Schnell in New York, I type MAIL SEND RONNIE and my system directs the letter to him. I know it will arrive in his mail box

***'Ronnie wrote
the conference
software we
were using'***

within four minutes of despatch from Cambridge. We use the system for exchanging computer programs. His copy of *Defenders* was sent over by electronic mail – quicker than sending a disc and more reliable! (More on Ronnie later.)

The network is based on the International Packet Switch System (IPSS). Access to IPSS is given by British Telecom after the user has purchased a network user identity code (NUI), which costs £25 a year. To access IPSS, you dial a computer in one of 12 British cities and type in your NUI. The computer

then asks for the address of the computer you wish to talk to. A typical network address (NUA) is A9311030100028. Within five seconds you are connected, and will be asked by that distant computer to give an ID code. After that you are charged for the call and the amount of information passed between computers. A typical 10-minute satellite connection would cost about £200.

The network user address (NUA) given above belongs to one of the Prime 5000 computers in the US dedicated to running the Source system. Source Telecomputing Corporation offers a range of services in addition to those on Dialcom Gold. For example, Source subscribers have access to reports produced by the United Press International news agency. You can search these reports for a single subject and the computer will permit you to scan through all the related news stories, or you can read individual items. Again the system is not expensive. Membership fee is \$100 and connect charges are reasonable.

And Telecom Gold can turn up some surprises. One day I typed the command NET-TALK which enables you to talk to people on the network. A few seconds after I logged in, somebody called Ronnie appeared on the system. We chatted for half an hour or so about various things: our interests in music; the type of computer we had; what we had been doing for the last few days. Only then did I realise he was in New York.

I asked if he did any serious programming or whether he just mucked around and played games

on the system. I was put firmly in my place by being told that he had written the international conferencing software we were using!

However, some 15 minutes later I was surprised when he said: 'hold on, mum's calling. I think I have got to go and have supper'. I asked how old he was. The reply was 16!

It will not surprise you that a short time later Ronnie received a BBC computer system. He has since been invaluable in helping to prove the file transfer software Acorn have developed.

I have ended up chatting to 20 or 30 different people on the system and it looks as if my next trip to the States is going to consist of visiting them all.

I hope you find this as exciting as I do. The satellites, networks and

***'Satellites and
mainframes are
there to do
our bidding'***

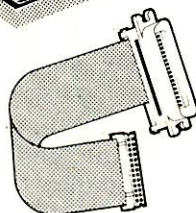

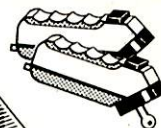
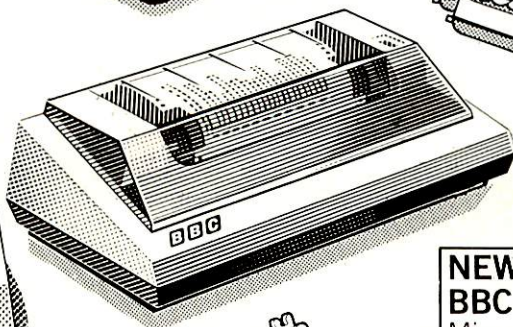
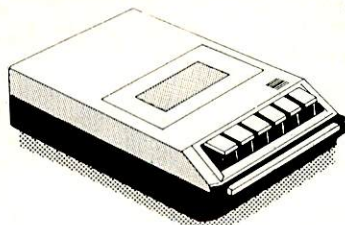

mainframe computers are there to do our bidding. At Acorn, we are trying to put together software and set up discount rates so subscribers can log into a number of systems. It is likely such a package will be offered in January and I believe we could have 10,000 people on the system in the UK by 1984. But this will require careful planning as neither British Telecom Gold nor British Telecom are in a position to deal with large numbers of individual subscribers. Both are aiming their marketing at commercial organisations who can look after themselves.

MICROAGE ELECTRONICS

BBC Microcomputer System A's and B's in stock now!

It's a Winner! London's most dynamic Acorn dealer

SUPER VALUE




BBC MODEL 'B' Wordprocessing pack

at a very special price **Normal price**
 BBC Model 'B' £399
 GP100 Printer £228
 Cables £15
 Cassette Player £28
 Word Processing ROM £91
 1,000 sheets paper £14
 all for only £699 **£743**

LOWEST EVER PRICE!

GP100A Printer £228
 Super dot-matrix printer
 80 cols. 30 cps. Full graphics



We've also got the complete range of Acorn BBC and Atom products in stock including:

Printers

Acorn GP 80A Printer £199
 Lowest ever price! (+£4.50 p+p)
 Acorn GP100A Printer £228
 (+£4.50 p+p)
 Epson MX80 FT111 Printer
 model, dot matrix, high res. graphics
 80 or 132 char's per line £390
 (+£4.50 p+p)

All with free interface cable

BBC Machines

Model 'A' £299
 16K RAM 32K ROM. Full colour, high-resolution graphics (+£7 p+p)
 Model 'B' 32K RAM 32K ROM £399
 16 Colour graphics (+£7 p+p)
 BBC Disk Interface Please ring for prices
 BBC 'B' Upgrade kit
 BBC Compatible Single Disk Drive
 100K bytes £235

(+£2.50 p+p)
 BBC Compatible Dual Disk Drive
 200K bytes £389
 (+£2.50 p+p)

14" RGB Colour Monitor (as used in the BBC Computer programme) £279
 (+£9.50 courier)

12" Green Monitor £95
 (+£6.50 courier)

Cassette Player. Includes DIN to DIN lead £28
 Battery mains option (+£2 p+p)
 BBC Joystick £13 p.pair (+£1 p+p)

BBC Software

Snapper, Planetoid, Monster, Graphs, Charts and Creative Graphics. All at £9.95
 Arcade Action £11.90

Atom Software

All the latest Acornsoft software in stock. Atomcalc, electronic spread sheet. FORTH, LISP, Adventure etc.



Barclaycard and Access welcomed.

NEW 800K DISC PACK FOR BBC SYSTEM

Microage can now offer a double-sided double-density disc pack giving 800K of unformatted storage for just £799 inc. VAT and delivery. Also available single-sided single-density version for £235

Atoms

Atom kit £135
 (+£3.50 p+p)
 Colour Atom £199
 Complete with 4 software cassettes (+£3 p+p)
 Atom Disk Pack £335
 (+£2.50 p+p)

Accessories for BBC

Computers

Listing paper, 2000 sheets £14
 (+ £4 p+p)
 Cassettes per 10 £4 (+£1 p+p)
 Verbatim single sided double density disks, box of 10 £19.99 (+£1 p+p)
 GP80 and GP100 ribbon £4.75
 (+ £1 p+p)

Printer Cable (parallel) £15
 (+ £1 p+p)

6522 buffers £4.75 (+£1 p+p)

DIN to Jack cassette leads £3.50

(+ £1 p+p)

BBC Machine dust covers £3.95
 (+ £1 p+p)

Books

BBC 30 hour BASIC £5.50
 (+£1 p+p)

Practical Programs for Atom & BBC £5.95 (+£1 p+p)

BASIC Programming on the BBC Micro £5.95 (+£1 p+p)

Programming the 6502 £11.75
 (+ £1 p+p)

All the products are the official versions, beware of imitations, they will invalidate your guarantee.

ALL PRICES INCLUDE VAT. FOR FURTHER DETAILS AND MAIL ORDER LIST SEND LARGE S.A.E.
Open Mon - Sat 9am - 6pm. Thurs 9am - 1pm

MICROAGE ELECTRONICS

135 HALE LANE EDGWARE MIDDLESEX HA8 9QP

TEL: 01-959 7119 TELEX 881 3241



Garbage is the bane of string handling as it can block up needed memory. Ian Birnbaum unties some of the mysteries and empties the trash cans.

Garbage and strings don't mix

Type program 1 into your computer, and run it. It will successfully create 100 strings, each of length 100 characters, on a model A, or 200 strings on a model B. Nothing spectacular in that!

Now change line 40 to

```
40N$(I%)=STRING$(50,"*")
```

and line 50 to

```
50N$(I%)=N$(I%)+STRING$(50,"*")
```

This program is the same length as the original, and ostensibly does the same, but when you run it you get the error message 'no room'. Why?

To understand this, we need to study briefly how the BBC micro stores strings. Consider program 1 again. Line 20 creates 101 (or 201 on a model B) sets of four-byte blocks, called *string information blocks* (SIBs). The first two bytes of this block point to the address in memory where the string is stored, and the next two bytes refer to the length of the string.

The DIM statement creates null

strings, so at this stage each block will consist of four zeros.

On each loop through line 40, 100 bytes of memory are filled with 'asterisks' (ie with 42, the ASCII code for an asterisk), and the relevant SIB is altered accordingly: the first two bytes will point to the area in memory where the relevant string is stored; and the last two will relate to its length. I shall have more to say about these two bytes later.

So on exit at line 80, 101X104 (or 201X104) bytes of memory will have been used up to store the array N\$().

In fact slightly more bytes than this will be used, but I shall retain this simplification for the moment.

Consider now the effect of the changes to 40 and 50. On each loop through 40, 50 bytes of memory will be filled with asterisks, and the relevant SIB altered accordingly. Line 50 requires a further 100 bytes of memory to be filled with asterisks, and the SIB is

altered again. Thus a total of 150 bytes will be used up: the 50 bytes from line 40 plus the 100 bytes from line 50.

The SIB of the string will point to the beginning of the 100 byte segment of memory. The old 50-byte segment is now filled with unwanted data – usually called garbage.

Hence on exit from line 60 101X154 (or 201X154) bytes of memory would have been used up, if it were not for the running. However, 101x50 (or 201X50) of these will be garbage. Some interpreters have special garbage collection routines to cope with this, but not the BBC computer.

This is not as disadvantageous as it sounds, since garbage collection routines are generally slow, and as we shall see below, the BBC micro has other ways of solving the problem.

Let us do another experiment now, to show this problem is not confined to arrays. Type program 2 into your computer and run it. You will get a 'no room' error. This is even more startling than the last example, since you have only attempted to define 10 strings! But if you follow it through you will see that for each value of K% you use up over 3254 bytes (10+20+...+250) of which at least 3000 bytes are garbage! Now change line 10 to:

```
10FOR K%=1 TO 10: J%=260
```

and line 20 to:

```
20J%=J% - 10
```

and run it again. This time you are successful!

How can this remarkable difference occur from such simple changes to the program?

Program 1. Produces strings of 100 characters.

```
>REM LISTING 1
>L.
```

```
10MODE7: IF HIMEM<&4000 THEN NZ=100
  ELSE NZ=200
20DIM N$(NZ)
30FOR I%=0 TO NZ-1
  40N$(I%)=STRING$(100,"*")
  50REM***SPACE FILLER***
  60NEXT I%
70PRINT "Finished"
80END
```



```

>REM LISTING 2
>L.
10FOR K%=1 TO 10: J%=0
20FOR I%=0 TO 25
30J%=J%+10
40PROCTEST(J%,K%)
50NEXTI%,K%
60PRINT"Finished":END
70DEF PROCTEST(A%,B%)
80GOTO(80+B%)
81A$=STRING$(A%,"*"): ENDFPROC
82B$=STRING$(A%,"*"): ENDFPROC
83C$=STRING$(A%,"*"): ENDFPROC
84D$=STRING$(A%,"*"): ENDFPROC
85E$=STRING$(A%,"*"): ENDFPROC
86F$=STRING$(A%,"*"): ENDFPROC
87G$=STRING$(A%,"*"): ENDFPROC
88H$=STRING$(A%,"*"): ENDFPROC
89I$=STRING$(A%,"*"): ENDFPROC
90J$=STRING$(A%,"*"): ENDFPROC

```

Program 2.
Fails to store just
ten strings

In line 30, J% begins at 250, and so the effect of the procedure will be to fill 250 bytes of memory with asterisks and point the first two bytes of the SIB for A\$ to this area. The fourth byte of the SIB will be 250, and the third, 255.

On the next loop, J% is 240, and the computer will put 240 bytes of asterisks into the same area of memory as the 250 bytes were put: that is, it will overwrite them.

The fourth byte of the SIB will now be 240, but the third will still be 255. It is the value of this crucial third byte which determines whether the same area of memory can be overwritten.

If the new data length does not exceed this third byte, overwriting can occur; and the value of this third byte always corresponds to the longest string allocated to A\$ so far (plus eight, at most).

This is why the simple expedient of starting with a data allocation of 250 asterisks for each string solves the memory problem. On exit at 60, only 2590 bytes have been used to store the ten strings.

Thus, in the SIB the third byte gives the available space for a string starting at the address pointed to by the first two bytes; and the fourth byte gives the length of the current string at that address. Whenever a string variable is first defined, its available length is always eight more than its current

length (subject to a maximum of 255). So a ten-character string will have 28 bytes allocated to it. As long as a redefinition of a string variable never exceeds 18 bytes, no additional storage space will be used. And no garbage is therefore created.

The only disadvantage with this method of string allocation is that immediate string allocations in programs (eg F\$="ABC") and strings in DATA statements have to be copied from the program into storage memory – in most Basics the SIB could point directly to the string in the program itself.

A similar problem exists with local variables, and can be solved in the same way. Add to program 2 (with lines 10 and 20 as in the original testing) line 75, as follows:

```

75LOCAL A$,B$,C$,D$,E$,F$,G$,H$,I$,J$

```

and run the program again. 'No room' as before. Now insert:

```

0A$=STRING$(250,"*")
1B$=A$
2C$=A$
3D$=A$
4E$=A$
5F$=A$
6G$=A$
7H$=A$
8I$=A$
9J$=A$

```

and run again. This time there is no problem!

The reason is that when a local variable is created, if a global variable with the same name exists – with at least as much available space as the local variable needs – the contents of that global variable SIB are borrowed for the duration of the local variable's existence.

The value of the global variable is saved on the Basic stack, which is why the program is so slow: the value has to be deposited and removed every time.

In the same way, if we create a local variable of length L, and no global variable with the same name exists, a global variable SIB will be left after the local variable has been destroyed, with available space L+8 and current length zero.

And, if a global variable *does* exist, but has an available space of less than L, prior to the local variable being defined, when the global variable is restored, it will have available space of L+8 and current length as before.

But in this case, the global string will be put into a new area of memory, creating garbage from the data in the old area of memory previously used for the global variable.

In all cases, if a global variable of the same name exists, the local variable will use the same physical SIB, and any increase in available space will remain when the global variable is restored. If a global variable does not exist, a global SIB will be created.

From these experiments we can formulate a rule which will help us to promote the careful husbandry of strings on the BBC microcomputer. Always assign the maximum likely length to a string when it is first defined, whether it is first met locally or globally. If necessary, execute an 'artificial' allocation using STRING\$.

BBC SOFTWARE

for the discerning user from the specialists

(Model A or B)

Free Computerised decision
making program with any
order for two or more
programs

Cassette Based:

Data Base	£19.95
Invoices & Statements	£19.95
Mailist	£19.95
Wordpro	£19.95
Commercial Accounting (Including VAT)	£19.95
Inventory Control	£19.95
Home Accounts	£19.95

Coming November:

Complete modular range of disc-based Business Software	£49.95 per module
---	-----------------------------

SEND SAE FOR CATALOGUE

GEMINI MARKETING LTD

9 SALTERTON ROAD, EXMOUTH, DEVON EX8 2BR.

TEL: (03952) 5832



Access Telephone Orders Welcome



Here is the news . . .

THE BBC MICRO SPEAKS

. . . with the voice of Kenneth Kendall

**BBC TV news reader
Kenneth Kendall
provided the voice
recordings from
which Acorn's**

speech memory

was built up.

The tapes were

edited and

digitised to

produce one

of the few speech

systems available

for computers


**with an
English
accent.**

A unique feature of the BBC micro-computer is the on-board speech synthesis option. This will soon be released as a set of chips which expands the BBC machine to give speech synthesis via the sound generator, amplifier and speaker.

The Acorn speech synthesis option uses the Texas Instruments TMS 5220 Voice Synthesis Processor (VSP) with speech data in an associated word phrase read only memory (word PHROM). The expansion requires the addition of two speech integrated circuits and a version 1.0 operating system. Dealer modification of early issue printed circuit boards may also be required.

Kenneth Kendall, the BBC news-reader, provided the recordings from which the speech PHROM was made. These recordings were digitised to be processed by the VSP. After final edit the speech system is one of the few available with an English accent.

The first word PHROM (word





PHROM A) which is provided with the initial speech expansion contains 165 phrases. Some are discrete words and others are prefixes or suffixes (see figure 1). The latter greatly expand the vocabulary by giving combinations to form composite words. For example:

the word component POUN
may be combined with -D to say 'pound'
may be combined with -Z to say 'pounds'
and may be combined with -D and -ING to say 'pounding'.

There are some words contained within word PHROM A which are associated with one textual meaning but are phonetically identical to a number of other words.

the word 4
may be used to speak 'for' or 'fore'
and the word u
may be used to speak 'you'

With experimentation and a little imagination the enterprising user will be able to create a surprising number of meaningful words and phrases. The computer can be made to say 'which programs do you want to use?' by stringing together the phrases:

WHICH PROGRAM -Z DO U
WANT 2 U -Z

Operation of the speech facility is available via the Sound command from Basic and via OSWORD calls in machine code. The Sound command is used to place a speech request into the speech buffer which can queue up to 21 phrases. The operating system manages the buffer, feeding each phrase to the VSP as previous phrases terminate.

The Sound command requires a phrase number in the range 32 to 291 (in the case of other PHROMs the upper limit may be different). Phrase numbers in the ASCII character range (32 to 126) will produce phrases which have an association with that ASCII character. Hence:

upper-case letters give the letter of the alphabet.

(0.125)	DATE	PARAMETER
(0.25)	DO	PENCE
(TONE1)	DOLLAR	PLEASE
(TONE2)	DONT	PLUS
-D	DOWN	POINT
-ED	E	POSITIVE
-ING	EACH	POUN-
-S	ELEVEN	PRESS
-TEEN	ENGAGED	PROGRAM
-TH	ENTER	Q
-TY	ERROR	R
-Z	ESCAPE	RED
0	F	RESET
00	FEW	RETURN
000	FILE	RUN
1	FIRST	RUNNING
2	FOUND	S
2-	FROM	SAME
3	G	SCORE
3-	GOOD	SECOND
4	H	SMALL
4-	HAVE	START
5	I	STOP
5-	ILLEGAL	SWITCH
6	IN-	T
6-	INPUT	TEN
7	IS	THANK
7-	J	THAT
8	K	THE
8-	KEY	THEN
9	L	THIRD
9-	LARGE	THIS
A	LAST	TIME
ACORN	LINE	TRY
AFTER	M	TWELVE
AGAIN	MANY	TYPE
AMOUNT	MINUS	U
AN	MORE	UH
AND	MUST	UP
ANOTHER	N	V
ANSWER	NAME	VERY
ANY	NEGATIVE	W
AVAILABLE	NEW	WANT
B	NO	WAS
BAD	NOT	WERE
BETWEEN	NOW	WHAT
BOTH	NUMBER	WHICH
BUTTON	O	X
C	O'CLOCK	Y
CASSETTE	OF	YEAR
CHARACTER	OFF	YES
COMPLETE	OLD	YOUR
COMPUTER	ON	Z
CORRECT	ONLY	
D	OR	
DATA	P	



numeric characters give the numbers.

lower-case 'y' gives 'yes'.

lower-case 'n' gives 'no'.

Phrases which have ASCII associations can also be obtained using a phrase number in the range 127 to 291 where all the phrases are arranged in alphabetical order.

In BBC Basic two ways to say the word 'yes' are:

Using the ASCII associated phrase number SOUND -1, ASC ("y"), 0, 0

Using the alphabetically-ordered phrase number SOUND -1, 289, 0, 0

Two tones and two pauses are available in the first word PHROM. The two pauses are (0.125) and (0.25) where the figure in brackets indicates the length in seconds. The tones are called TONE1 and TONE2, the second having a lower pitch than the first.

Data contained within the PHROM includes the text strings

associated with each phrase. These text strings will be used by speech utility programs which, without prior knowledge of the PHROM contents, will be able to look up phrases. The format of the word PHROM has been rigorously defined by Acorn so speech utilities may be used with any new PHROM which may be released.

Another exciting prospect is the use of PHROMs for a data or program storage. These devices are designed so they may be plugged into slots at the edge of the keyboard.

Further developments are being pursued with speech from allophones - the speech sub-components combined to produce almost all spoken words. Using allophones, phrases may be constructed with improved emphasis and intonation so that the meaning of the phrase is reflected in the pronunciation of each word. The use of allophones enables words to be pronounced without the restriction of a fixed vocabulary. ●



The speech synthesis ROM will be available before Christmas and cost about £25 including VAT. The chip simply plugs into the board inside the BBC micro. However, machine operating system 1.0 must be fitted for the voice option to work. So, if you want your Beeb to produce BBCspeak, go to it.

BBC ELTEC SERVICES LTD



BBC Model 'A' (in stock now)	£299.00
BBC Model 'B' (in stock now)	£399.00
BBC Model 'A' plus extra 16K memory	£330.00

16K Hitachi memory (as fitted by ACORN) £31.00

FULL UPGRADE KIT (Genuine ACORN issue) £90.00
UPGRADE KIT fitting charge ££10.00

14" Full colour MONITOR (used in BBC computer programmes)	£309.00
12" Green Screen MONITOR	£126.00
RGB Monitor lead	£5.00
Monitor lead	£5.00
Cassette Recorder (recommended)	£28.00
Cassette lead (7 pin DIN / 3 jacks plus matching resistor for reliable saving)	£5.00
Blank Cassettes SCOTCH 3M C-10	£0.80

SOFTWARE

Sinclair (IJK) Software cassettes 1-7	from £3.95
AGENTS for BUG BYTE software	
AGENTS for PROGRAM POWER software	
FULL RANGE of ACORN SOFTWARE	
BBC CASSETTES	all £9.95
ELTEC PRO-DIS Disassembler	£6.85

SEND SAE FOR OUR SOFTWARE PRICE LIST

BOOKS

NEC 30hr Basic	£5.50
Practical Programmes for the BBC Computer Johnson-Davies	£5.95
Basic Programming on the BBC Microcomputer	£5.95
WIDE RANGE OF BOOKS on the PROGRAMMING of the 6502	

SEND SAE FOR OUR BOOK LIST

16K Hitachi memory (as fitted by ACORN)	£31.00
FULL UPGRADE KIT (Genuine ACORN issue)	£90.00
UPGRADE KIT fitting charge	£10.00

PRINTERS

Seikosha GP100A	£225.00
EPSON MX80 F/T III	£390.00
EPSON MX100 F/T III	£530.00
SMITH CORONA Daisy Wheel Printer	£557.00
Printer Cable	£18.40

ATOM MICROCOMPUTER


Extra Memory (2114L)	per K £2.20
Floating point ROM	£21.00
ACORN 96K DiskPack	£343.00
Disk Buffer Pack	£11.20
DISATOM SUPER ROM - The most powerful toolkit yet	£29.85
4 Socket software utility switch	£22.95

PRICES ARE VAT INCLUSIVE
P&P £1.00 for orders under £100.00
Orders over £100.00 add £10.00
for a Securicor Delivery

ELTEC SERVICES

231 Manningham Lane, Bradford BD8 7HH
Telephone: (0274) 491372
Open Mon-Fri 9am-5pm Sat 9am-12 noon

Addison-Wesley Computing



A series of quality, reasonably-priced paperbacks created to meet the demands of the microcomputer revolution

PASCAL FROM BASIC

Peter J Brown, University of Kent

If you're fluent in BASIC and want to go on to PASCAL without starting from scratch again, this is the book for you. Peter Brown explains the development, advantages, and disadvantages of Pascal, illustrating each new idea with an example. He calls it 'a computing book you can read in bed'.

192 pages fully illustrated £5.95 paper

BASIC AND THE PERSONAL COMPUTER

Thomas A Dwyer and Margot Critchfield

An easy-to-follow introduction to programming in BASIC and extended BASIC for personal computer applications, this book illustrates the great diversity of applications possible on a microcomputer. It is an ideal self-instruction manual for the new user.

438 pages fully illustrated £9.95 paper

REAL TIME PROGRAMMING – Neglected Topics

Caxton C Foster

A practical, applied book for experienced programmers, REAL TIME PROGRAMMING provides an original approach to acquiring the skills needed to connect microcomputers to other computer systems and to access their programs.

224 pages fully illustrated £6.95 paper

THE LITTLE BOOK OF BASIC STYLE: How to Write a Program You Can Read

John M Nevison

Anyone with two hours' programming experience in BASIC can use this book to improve their programming style. It gives nineteen simple rules of style which, once mastered, will reduce the time and practice needed to write better programs.

160 pages fully illustrated £4.95 paper

Computers in Education

A PRACTICAL GUIDE TO COMPUTERS IN EDUCATION

Peter Coburn, Peter Kelman, Nancy Roberts, Thomas Snyder, Daniel Watt, and Cheryl Weiner

This concise American book will help teachers in Britain take full advantage of the educational opportunities offered by microcomputers. Spanning all ages, abilities, and subject areas, it is filled with practical tips, recommendations, resources, and actual classroom applications.

192 pages fully illustrated £6.00 paper

Graphics

FUNDAMENTALS OF INTERACTIVE COMPUTER GRAPHICS

James D Foley and Andries van Dam

This comprehensive volume is indispensable for anyone seriously involved with computer graphics. With over 500 illustrations, many in full colour, it covers every aspect of

creative graphics – hardware, software, data structure, mathematical manipulation, user interface, and fundamental implementation algorithms.

960 pages fully illustrated £15.95 hard

Artificial Intelligence

LISP

Patrick H Winston and Berthold K P Horn

This lucid account demonstrates how symbol manipulation is used in practice. Case studies from many different areas of artificial intelligence illustrate the basic concepts and provide the information needed to go on to further study.

430 pages fully illustrated £7.95 paper

Networks

THE CAMBRIDGE DISTRIBUTED COMPUTING SYSTEM

R M Needham and A J Herbert, Cambridge University Computer Laboratory

For those who already have some knowledge of logic and computing system design, this book provides a complete description of one complete network system – the Cambridge Ring. The authors discuss the main design issues, functions and applications.

286 pages fully illustrated £8.50 paper



Addison-Wesley Computing

Addison-Wesley Publishers Ltd
53, Bedford Square, London WC1B 3DZ

ORDER FORM

Please send me the following books. I enclose my cheque for

£

OR

Please debit my Access/Barclaycard/Visa/Diners Club/American Express Account No.

--	--	--	--	--	--	--	--	--	--	--	--	--	--	--	--	--	--	--	--

- | | | |
|---|---------------|--------|
| — Brown/Pascal from BASIC | 0 201 13789 5 | £5.95 |
| — Coburn/Practical Guide to Computers in Education | 0 201 10563 2 | £6.00 |
| — Dwyer/BASIC and the Personal Computer | 0 201 01589 7 | £9.95 |
| — Foley/Fundamentals of Interactive Computer Graphics | 0 201 14468 9 | £15.95 |
| — Foster/Real Time Programming | 0 201 01937 X | £6.95 |
| — Needham/The Cambridge Distributed Computing System | 0 201 14092 X | £8.95 |
| — Nevison/The Little Book of BASIC Style | 0 201 05247 4 | £4.95 |
| — Winston/LISP | 0 201 08329 9 | £7.95 |

Name _____

Address _____

Signature _____ Date _____



Addison-Wesley Computing
53, Bedford Square, London WC1B 3DZ



PITCH ENVELOPE AND MOVING GRAPHICS

*Joe Telford homes in on
UFOs and space bugs*

In the last issue I examined the amplitude envelope, and pointed out that the envelope statement contained a facility to alter both pitch and frequency. Remember that the envelope state is followed by 14 parameters, subscripted as follows via the full *User Guide*:

ENVELOPE N,T,PI1,PI2,PI3,
PN1,PN2,PN3,AA,AD,AS,AR,
ALA,ALD

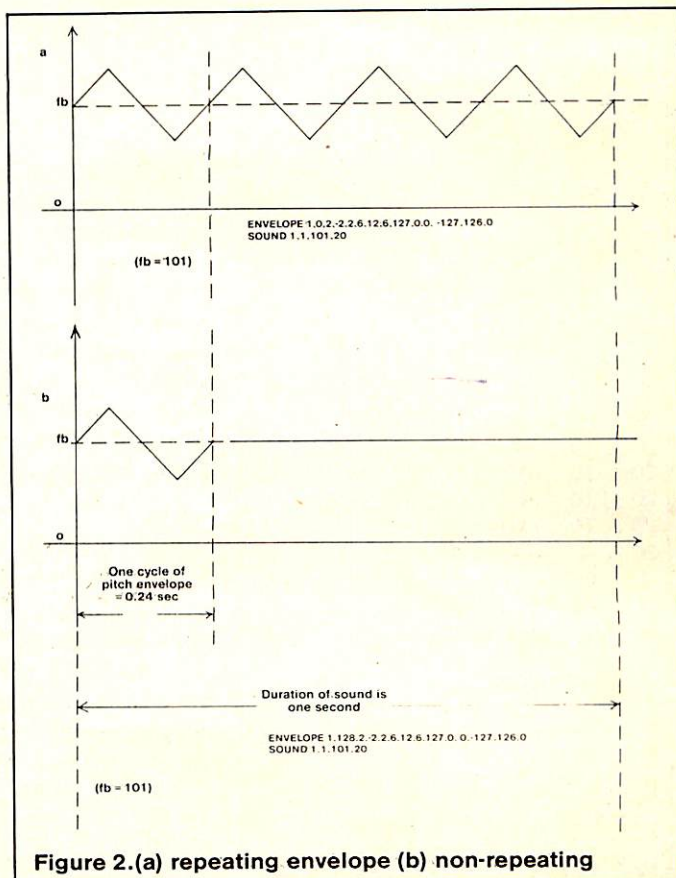
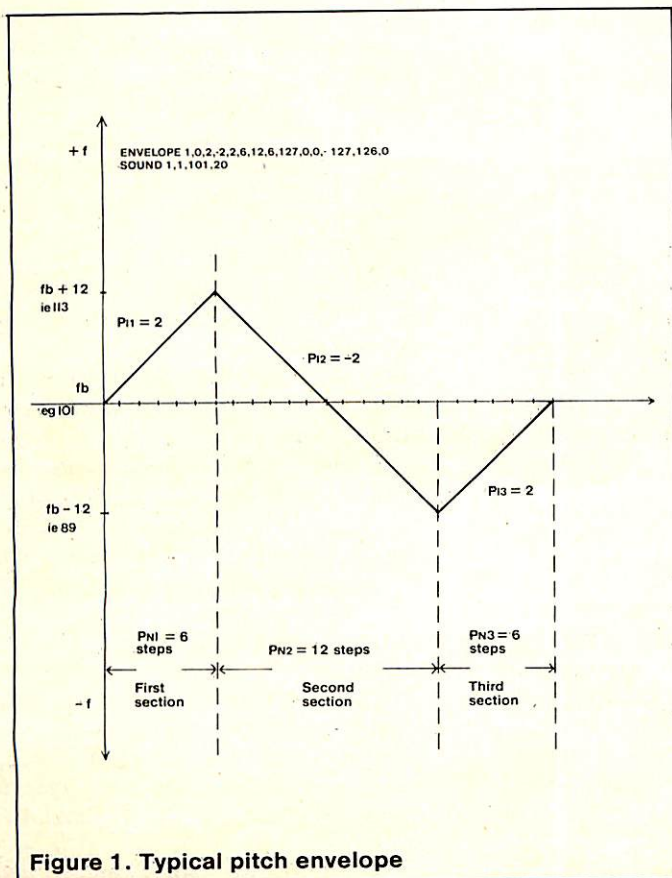
The BBC micro's pitch envelope is explained in figure 1. The envelope is set up around a base frequency which is the value in the associated sound statement.

For example SOUND 1,1,101,100 would give a base frequency of 101 (middle C). This is controlled through parameters N,T,PI1,PI2,PI3,PN1,PN2,PN3.

N, is the waveform number from

1 to 4. T is the length of step in 1/100s of the envelope from 0-127, although values over 127 can be used as described below. The next six parameters are grouped in pairs - PI1 & PN1, PI2 & PN2, PI3 & PN3.

The pitch envelope in Figure 1 is based around middle C, and has three sections. We can describe the waveform as follows.





The parameter T is 0, meaning steps of 1/100s. During each step of the first section the frequency rises by a value of two (PI1) so at the end of the section the base frequency is increased by six steps at two per step = 12 to a level of 113. This is the frequency value for the second section, which has 12 steps (PN2) taking 12/100s. During each step the frequency DROPS by a value of two (PI2 = -2). So at the end of section two the frequency has reduced to 113 + (12 x -2), or 113 - 24 = 89.

Section three is similar to section one and the result is a rise of 12 pitch values over 6 steps (PN3), giving a rise of 2 values (PI3) per step.

As you can see, the time this waveform takes to complete totals PN1 + PN2 + PN3 = 24 steps. Because each step takes 1/100s (set by T), the waveform should stop after 24/100s, or approximately 1/4s. But try the program:

```
10 ENVELOPE 1,0,2,-2,2,6,12,6
    127,0,0,-127,126,0
```

```
20 SOUND 1,1,101,20
```

```
RUN
```

Amazement! The sound continues for a full second – because values of T less than 128 will cause the pitch envelope only to auto repeat for the full length of time set by the SOUND command. Compare the

T	PI1	PI2	PI3	PN1	PN2	PN3
0	2	-2	2	6	12	6
10	2	-2	2	6	12	6
0	1	-1	1	6	12	6
0	1	1	1	6	12	6
1	-2	1	1	6	12	6
1	-10	1	-10	6	12	6
0	2	0	2	6	12	6
1	10	0	-10	1	2	1
10	10	0	-10	1	2	1
20	10	-10	0	2	2	0
20	10	-10	0	2	2	1
20	10	-10	0	3	3	3
20	4	-4	0	12	12	3
2	20	0	-20	1	2	1
2	2	0	-2	1	2	1
2	50	50	50	2	2	2
1	2	-2	2	127	127	127
1	20	-20	20	127	127	127

Figure 3. Experimental values based on:
ENVELOPE 1,0,2,-2,2,6,12,6,127,0,0,-127,126,0




Figure 4. User defined character for UFO. VDU 23,224, 8,28,20,62,127 127,42,0

effect gained by altering line 10 to:

```
10 ENVELOPE 1,128,2,-2,2,6,12,6,128,0,0,-127,126,0
```

Figure 2 illustrates what happens. In figure 2a the waveform repeats to the end of the note, while in figure 2b the waveform cycles once, then continues at the final frequency until the end of the time set in the sound statement.

Before continuing, experiment with this pitch envelope, trying the values in figure 3, then using base values in the sound statement of 53,101 and 149. (C is an octave apart.)

Setting the duration to 100 will improve listening time. The remainder of the parameters are, of course, our faithful old amplitude parameters.

All the amplitude parameters we have used in this article have been selected to give full volume over the duration of the sound and it is possible to combine envelopes so, say, a wailing siren appears to approach and recede – all in 2 lines. For example:

```
10 ENVELOPE 1,1,2,-2,2,6,12,6,1,1,-1,63,126
20 SOUND 1,1,101,200
```

The envelope command allows a far greater control over sound waveforms than I have space to describe. I would strongly suggest you experiment, particularly with the envelopes for SOUND channel 0, the white noise generator. This will be the subject of a future Hints & Tips.

I should mention here that in the

home continuous wailing waveforms at full volume can lead to problems with family and neighbours – perhaps that is why Acorn set up 16 levels of volume on their machine.

To run all the waveforms mentioned above more quietly, halve the last two parameters of each envelope statement.

This is not a complete solution – as I said last month, the amplitude waveform is a combination of several parameters – but it works acceptably well if the concern is only for a pitch envelope.

Now I shall consider four particular areas on moving graphics:

- single character text movement.
- multiple character text movement.
- graphic movement.
- simulated movement using assigned colours.

Because the first contains many tips needed for the other areas, I shall examine it in some detail this month. First however, I shall define the difference between graphic movement and text movement.

Text movement, works on all text modes – with letters or defined characters – while graphic movement is related to the full graphics screen, moving individual dots by tiny displacements.

Text movement uses the comparatively large displacement of whole character squares.

Some ground rules first. We are using text modes so there will be variations in screen widths. Single character text movement has to take account of the width and height of the screen for the particular mode used, otherwise unplanned things will happen, such as shapes reappearing on the opposite side of the screen, and the screen scrolling up or down.

It is also worth noting that in single character text, each character is allowed only two colours – the background and the foreground. So if you move two different coloured shapes before moving either shape, then colour needs reaffirming in a COLOUR statement.

Because we are using text


```

90REM*UFO TAKE-OFF*
100REM*ALLOCATE A UFO TO CHR$(224) *
110:
120VDU23,224,8,28,20,62,127,127,42,0
130ufo$=CHR$(224)
140:
150REM*SET UP A BLUE SKY*
160:
170MODES:VDU19,129,4,0;0;0;
180COLOUR129:CLS
190:
200REM*PLACE UFO AT BOTTOM*
210:
220PRINTTAB(10,31);ufo$
230:
240REM*WAIT FOR 10 SECS OR KEYPRESS*
250:
260wt$=INKEY$(1000)
270:
280REM*MOVE UFO UP WITH *
290REM*32 PRINT STATEMENTS *
300:
310FOR J=1 TO 32
320PRINT
330:
340REM*SHORT DELAY BETWEEN PRINTS *
350REM*MAKES MOVEMENT MORE
360REM*REALISTIC
370:
380FOR delay =1 TO 250:NEXT
390NEXT

```

Program 1

characters, albeit redefined ones, movement occurs by judicious printing – as we demonstrated below.

Finally, single character printing is very fast. To see movement as more than a blur, your programs, even in BASIC, will need slowing down. Hence the delay loops, in each program.

To aid readability, most of the programs which follow are well REM'd, and include blank lines commencing with colons. Both the REM and colon lines can be removed without altering each program's function.

For continuity's sake I have used in each case other than the last example the same user-defined character.

At the beginning of each program CHR\$(224) is defined to be a UFO – see figure 4, which is stored in variable 'ufo\$'. Because we are considering movement in all directions it is useful to be realistic – for example to have a shape capable of moving in all directions. I could have just as easily used a ball, UFOs, though, are more fun.

Program 1 demonstrates the simplest way to produce movement. After producing our UFO, we simply place it at the bottom of the screen – as in line 220 – and then a short pause (line 260) print 32 blank lines.

Because printing on the last line of the screen causes scrolling, the whole screen moves upward one

line at a time – taking the UFO with it, with the effect that the blank lines push up the UFO. Alter the 250 of line 380 to change the rate of ascent, and the 32 of line 310 to change the height reached. 32 is the screen height in mode 5, and so guarantees to send the UFO off the screen.

Another amendment is to have a fleet of UFOs fly past. Simply remove line 260 and add a new line 400:

```
400 GOTO 220
```

The only way out of this amendment is via ESCAPE.

One useful facility of the BBC micro is its ability to scroll downwards, so an object on the top of the screen can be moved to the bottom simply by downward scrolling. Program 2 demonstrates this.

To aid understanding I have written it as similarly as possible to program 1. Note that line 220 puts the UFO initially at the top of the screen, while the downward scrolling is performed by the VDU 11 of line 320. The loop at line 310 ensures that the UFO reaches the bottom.

32 PRINTs in program 1 move the UFO off the top of the screen, while 32 VDU 11s only move the UFO to the bottom of the screen, because of the position of the cursor (which tells you where printing will begin) after printing the UFO.

```

90REM*UFO LANDING*
100REM*ALLOCATE A UFO TO CHR$(224) *
110:
120VDU23,224,8,28,20,62,127,127,42,0
130ufo$=CHR$(224)
140:
150REM*SET UP A BLUE SKY*
160:
170MODES:VDU19,129,4,0;0;0;
180COLOUR129:CLS
190:
200REM*PLACE UFO AT TOP*
210:
220PRINTTAB(10,0);ufo$
230:
240REM*WAIT FOR 10 SECS OR KEYPRESS*
250:
260wt$=INKEY$(1000)
270:
280REM*MOVE UFO DOWN WITH *
290REM*32 VDU 11 STATEMENTS *
300:
310FOR J=1 TO 32
320VDU11
330:
340REM*SHORT DELAY BETWEEN PRINTS *
350REM*MAKES MOVEMENT MORE
360REM*REALISTIC
370:
380FOR delay =1 TO 250:NEXT
390NEXT

```

Program 2

```

100REM*UFO SIDWAYS*
110REM*ALLOCATE A UFO TO CHR$(224) *
120:
130VDU23,224,8,28,20,62,127,127,42,0
140ufo$=CHR$(224)
150:
160REM*SET UP A BLUE SKY*
170:
180MODES:VDU19,129,4,0;0;0;
190COLOUR129:CLS
200:
210REM*PLACE UFO ON LEFT *
220:
230PRINTTAB(0,15);ufo$
240:
250REM*WAIT FOR 10 SECS OR KEYPRESS*
260:
270wt$=INKEY$(1000)
280:
290REM*MOVE UFO RIGHT WITH *
300REM*19 PRINT TABS AND
310REM*PRINT SPACES.
320:
330FOR J=0 TO 18
340PRINT TAB(J,15);" ";ufo$
350:
360REM*SHORT DELAY BETWEEN PRINTS *
370REM*MAKES MOVEMENT MORE
380REM*REALISTIC
390:
400FOR delay =1 TO 500:NEXT
410NEXT

```

Program 3

In both programs 1 and 2 the cursor flashes on the line below the UFO, so in program 2 the PRINT statements can begin pushing the UFO upwards immediately. Program 2, however, it requires 19 of the VDU 11 commands to move the cursor back up to the same line as the UFO. Only 31 of the VDU 11 commands, therefore, are effective in pushing the UFO down the screen.

You will be aware that scrolling screens not only moves your UFO but also anything else on the screen – things which may need to remain steady, such as stars and planets. We need, then, a more general solution to the problem of mobilising UFOs.

Fortunately, the inability of the micro to scroll sideways forces us to probe this question.

The general algorithm for single character movement is:

- 1 PRINT a shape in its first position.
- 2 Wait for a while to let it register on our eyes.
- 3 PRINT a blank – erase it.
- 4 Quickly rePRINT the shape in its new position.
- 5 Repeat steps 2 to 4 until finished.

Program 3 demonstrates how this algorithm works to move the UFO to the right. Line 230 places the UFO on the left of the screen, about halfway up. Line 340 performs steps 3 and 4 in the algorithm



```
500FOR J=18 TO 0 STEP-1
510PRINT TAB(J,15);ufo$;" "
520FOR delay =1 TO 500:NEXT
530NEXT
```

Program 4

```
100REM*RANDOM UFO*
110REM*ALLOCATE A UFO TO CHR$(224) *
120:
130VDU23,224,8,28,20,62,127,127,42,0
140ufo$=CHR$(224)
150:
160REM*SET UP A BLUE SKY*
170:
180MODE5:VDU19,129,4,0;0;0;
190COLOUR129:CLS
200:
210REM*START UFO AT CENTRE*
220:
230X=10:Y=14
240:
250REM* PRINT UFO AT PRESENT POSTN*
260:
270PRINTTAB(X,Y);ufo$
280:
290REMEMBER THE DELAY BETWEEN MOVES?
300:
310FOR wt=1 TO 250:NEXT
320:
330REM*DECIDE ON DIRECTION*
340REM*1=UP:2=DOWN:3=LEFT *
350REM*4=RIGHT:5=UL:6=UR *
360REM*7=DL:8=DR:9=STILL *
370:
380dir=RND(9)
390:
400REM SET DISPLACEMENTS ACCORDINGLY
410:
420IF dir=1THEN XON=0:YON=-1
430IF dir=2THEN XON=0:YON=1
440IF dir=3THEN XON=-1:YON=0
450IF dir=4THEN XON=1:YON=0
460IF dir=5THEN XON=-1:YON=-1
470IF dir=6THEN XON=1:YON=-1
480IF dir=7THEN XON=-1:YON=1
490IF dir=8THEN XON=1:YON=1
500IF dir=9THEN XON=0:YON=0
510:
520REM*CHECK ON FALLING OFF SCREEN*
530:
540PROC_CHECK
550:
560REM* IF OFF EDGE TRY AGAIN*
570:
580IF NOGOOD THEN 380
590:
600REM* OK SO MOVE UFO *
610:
620PRINTTAB(X,Y);" "
630X=X+XON:Y=Y+YON
640GOTO270
650END
660:
670:
680:
690DEFPROC_CHECK
700NOGOOD=0
710REM CHECK FOR R&L EDGES
720IFX+XON>19 THEN NOGOOD=-1
730IFX+XON<0 THEN NOGOOD=-1
740REM CHECK FOR T&B EDGES
750IFY+YON>30 THEN NOGOOD=-1
760IFY+YON<0 THEN NOGOOD=-1
770ENDPROC
```

Program 5

above, while line 400 performs step 2.

The loop is 19 steps long, set in line 330, and this matches the width of the screen in mode 5. Setting mode 4 or 0 would need this loop to be altered to 38 or 78.

This process can be reversed to make the UFO travel backward, ie to the left. Program 4 is a routine which can be added onto program 3 to allow the UFO to move back across the screen. It is unREM'd so you can see how concise it is.

Line 500 requires the STEP-1 to enable the loop to progress from 18 downwards. Consequently, the TAB statement moves the PRINT position from right to left. The addition of a line 540:

540 GOTO 330

will allow the backwards-forwards motion to continue indefinitely.

It is possible to make a single character shape move in 5 directions as shown in figure 5. Program 5 illustrates this movement in a random fashion. Line 370 prints the UFO at its present position for the first time. Line 380 generates a random number between 1 and 9. Line 390 directs the UFO to move in a particular direction. Line 400 sets the displacement values for XON and YON. Line 410 sets the displacement values for XON and YON. Line 420 to 500 sets the displacement values for XON and YON. Line 510 checks if the UFO is off the screen. Line 520 prints the UFO at its present position. Line 530 calls the PROC_CHECK procedure. Line 540 calls the PROC_CHECK procedure. Line 550 checks if the UFO is off the screen. Line 560 prints the UFO at its present position. Line 570 checks if the UFO is off the screen. Line 580 calls the PROC_CHECK procedure. Line 590 checks if the UFO is off the screen. Line 600 prints the UFO at its present position. Line 610 checks if the UFO is off the screen. Line 620 prints the UFO at its present position. Line 630 moves the UFO. Line 640 jumps to line 270. Line 650 ends the program. Line 660 to 770 define the PROC_CHECK procedure.

The routine from line 370 to line 500 uses the random number generator to set a value for XON (1,0, or -1) and for YON (1,0, or -1). Movement in each of the directions of figure 5 can be expressed as a displacement horizontally (XON) plus a displacement vertically (YON) (figure 6).

The additions of figure 6 are performed in line 630 - after the UFO has been blanked by line 620. Line 640 forces the program to return to line 270, where the UFO is reprinted - this time in its new position.

At the beginning of this section I mentioned that problems would occur if the shape was allowed to try to leave the screen, in any direction. Because program 5 allows random movement, this problem normally arises during the program run.

The PROCEDURE at line 540

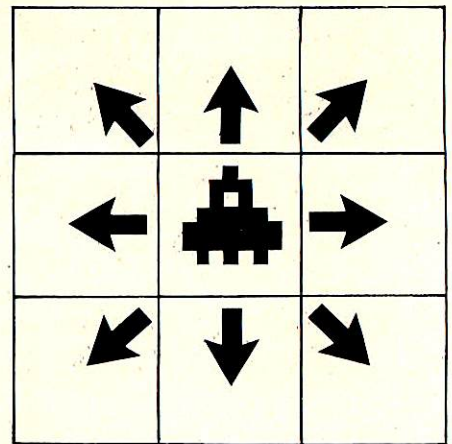


Figure 5. Possible directions for single character

tests for a possible off-screen position and returns the variable NOGOOD = -1 if the UFO is about to leave the screen. This variable is tested in line 580, and if set to -1 another direction is chosen after a jump back to line 380.

Most games involve characters with many moving parts which move in many directions. For example, a walking character has arms and legs with individual movements, yet the character as a whole has a generally forward motion. Up to now we have looked at the whole shape's movement, but it is possible to demonstrate other types of movement.

To move	Alter X value to	Alter Y value to
Up	X + 0	Y - 1
Down	X + 0	Y + 1
Left	X - 1	Y + 0
Right	X + 1	Y + 0
UL	X - 1	Y - 1
UR	X + 1	Y - 1
DL	X - 1	Y + 1
DR	X + 1	Y + 1
Stationary	X + 0	Y + 0

Figure 6. Horizontal and vertical increments for the nine directions


```

100REM* SPACE-BUG *
110ENVELOPE1,0,2,-2,2,6,12,6,127,0,0,-127,126,0
120ENVELOPE2,1,-2,1,1,6,12,6,127,0,0,-127,126,0
130VDU23,224,24,60,126,219,126,36,66,129
140bug1$=CHR$(224)
150VDU23,225,24,60,126,219,126,36,66,129
160bug2$=CHR$(225)
170MODE4
180VDU19,0,2,0;0;0;:COLOUR128
190VDU19,1,1,0;0;0;:COLOUR1
200CLS
210FOR loop= 1 TO 5
220SOUND&11,1,101,255
230FOR X= 1 TO 38
240PRINTTAB(X,15);" ";bug1$
250FOR delay = 1 TO 100:NEXT
260PRINTTAB(X,15);" ";bug2$
270FOR delay = 1 TO 100:NEXT
280PRINTTAB(X,15);" ";bug1$
290FOR delay = 1 TO 100:NEXT
300PRINTTAB(X,15);" ";bug2$
310FOR delay = 1 TO 100:NEXT
320NEXT
330SOUND&11,2,101,255
340FOR X= 38 TO 1 STEP-1
350PRINTTAB(X,15);bug1$;" "
360FOR delay = 1 TO 100:NEXT
370PRINTTAB(X,15);bug2$;" "
380FOR delay = 1 TO 100:NEXT
390PRINTTAB(X,15);bug1$;" "
400FOR delay = 1 TO 100:NEXT
410PRINTTAB(X,15);bug2$;" "
420FOR delay = 1 TO 100:NEXT
430NEXT
440NEXT
450SOUND&11,0,101,0
460END

```

Program 6

The 'space bug' of program 6 develops this theme to produce a one character creature whose legs move differently to its body. The whole shape moves forward across the screen using lines 230 to 320, and back again with lines 340 to 430.

Within each of these routines the bug is printed in each character space with its legs in different positions. This trick creates the illusion of a running motion.

In fact we need 2 bugs - defined in lines 130 to 160 - and printed

alternately. The program runs in mode 4 and has a red/yellow screen set by lines 170 to 200.

In conclusion, I also offer in the same program an application for pitch envelopes. While the bug runs forward, envelope 1 sounds. While the space bug runs back, envelope 2 sounds. Lines 220 and 330 are responsible for this.

At the end of the sound statements the 255 makes the associated envelope sound continually. This happens only until the next sound command - where its

&11 parameter cancels the current sound and starts a new one.

Line 450 is a 'dummy' line to switch off the sound at the end of the program. It is therefore possible to initiate complex sound, and perform simultaneous processing of text or graphic characters, and finally - when convenient - turn off the sound. This is an extremely powerful facility.

Next issue: Joining up characters, moving them, and some ideas on speeding up programs.

EXTRAS FOR THE BBC

Unique Hardware & Software

HARDWARE

"MEDPROM-B" EPROM PROGRAMMER with Machine Code software - User Port Connection - Programs 2516/2716/2532/2732 - Software Eprom Safety Features **£79.00**

SOFTWARE

"MEDITOR-B" FREE FORMAT TEXT FILE GEN/EDITOR

including:

"MEDMAIL-B" MAILSHOT LABEL PRINTER

Professional Word Processor Features enable Edit, Save, Compose and Append Text with Single Key Letter Commands **£9.50**

"MEDMON-B" MACHINE CODE MONITOR 20 Commands - Disassemble, Memchange, Breakpoints, Search, Relocate, Offset, etc - Invaluable for Program Development and to Reveal the Machine Operating System **£9.95**

All prices include p&p



Microtrol Engineering Design Ltd.
640 Melton Rd, Thurleston,
Leicester LE4 8BB
Tel: 0533 704492

TV/RGBS - TV/MONITORS

A range of television receivers supplied with a 6 pin DIN socket to accept the RGBS output of the BBC/Acorn.

This gives clear, crisp characters and graphics from your computer

and off air TV at the flick of a switch.

14" - **£250.00**

16" - **£275.00**

20" - **£309.00**

22" - **£334.00**

and a giant 26" for group viewing - **only £414.00**

Newark Video Centre

108 London Rd, Balderton, Newark, Notts.

Tel: 0636 71475

All prices + VAT and carriage



PRINTING GRAPHICS ON THE CHEAP



Matthew Bates takes one of the cheapest printers around – the ZX machine – and tags it onto the end of an Atom

Most modern computers have a printer interface, but now a printer is often more expensive than the computer itself. An exception is the Sinclair ZX printer. This article is for those of you who don't own a ZX81 but still want to connect this printer to your own system. The software is designed for the Atom but could be adapted for the BBC micro.

The printer works in the following way. A small metal stylus is dragged across the aluminium-coated paper at high speed. When a dot is required the stylus is turned on causing a large current to flow through the aluminium, vaporising it and exposing the black paper underneath. The printer does in fact have two styli mounted on a continuous rotating belt to avoid delay while the stylus returns. The paper is

fed continuously, driven by a worm gear linked to a belt drive. The simple DC motor has no speed regulation which means that some form of feedback is required to ensure the dots are put in the correct place. This is provided by an encoder disc connected to the belt drive which sends 256 pulses as the stylus crosses the paper. The software listens for these pulses and only prints a dot when it receives a pulse.

To the Z80 in the ZX81 the printer appears as a single input/output port located at #FB. (# in Atom Basic means hex.) Z80's have separate I/O addressing and when the IORQ line is taken low it means that the CPU wants to access an I/O port and not a memory location. The address of this port is given by the lower eight bits of the address bus.

Sinclair has cheated a bit here and uses only A2, instead of decoding all eight, which has the advantage that you only have to take IORQ and A2 low (0v) to enable the printer. The Atom has a 6502 which doesn't have separate I/O addressing but it's simple to wire the printer as a normal memory location using NB400 on PL8. NB400 is a ready-decoded, active low, enable line intended for the Econet interface – so if you are using Econet you will have to locate the printer elsewhere.

Two other Z80 control lines are needed by the printer, RD and WR. RD is taken low to read from a location and taking WR low causes the data on the bus to be written to a location. The atom has two similar signals called NRDS and NWDS generated on board. (Respectively they mean 'not read data strobe' and 'not write data strobe'.) The rest of the wires to the printer are five data lines and three power (0v, 5v and 9v). The data lines have the following functions;

- D0 is a signal from the encoder disc in the printer which sends a pulse at each dot position so successive scans can be made to line up.
- D1; when the motor is on a 1 in this bit makes the motor run at a slower speed.
- D2; 1 = turn motor off, 0 = turn motor on.
- D3, D4 and D5 are not used.
- D6 is always low and indicates the printer is connected.

D7 serves two functions. When used

Figure 1. (a) Table shows connections between Atom and printer

(b) ZX printer connection from computer's side
(c) PL6 Eurocard connector from behind Atom

Pin on ZX connector	Description	Pin on PL6	Description
A4	D0	a23	D0
A5	D1	a22	D1
A6	D2	a21	D2
A7	D6	a17	D6
A1	D7	a16	D7
A16	RD	a5	NRDS
A17	WR	a4	NWDS
A15	IORQ	b24	NB400
B9	A2	a32	0V
B4	0V	a32 and PSU	0V
B1	5V	a1	5V
B2	9V	to PSU	—

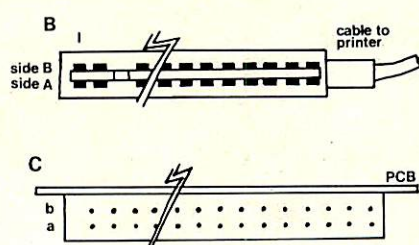
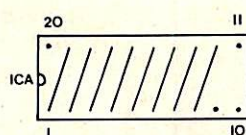


Figure 2. Position of wire links to replace IC4



as an output it controls the stylus, a 1 causes a current to flow through the stylus and produce the dot. When used as an input it indicates when the stylus hits the edge of the paper.

One of the faults of the ZX printer is the rather cumbersome connector which mounts between the ZX81 and the RAM pack. Even more annoying is the incredibly short length of cable between it and the printer. Unless you are prepared to invalidate the guarantee by removing this connector you will have to purchase a 23-way edge connector to mate with it. Wires soldered to this can then be taken to the Atom's eurocard bus which appears on PL6. You can either solder them directly to the PCB or use the proper eurocard plug and socket. The pin to pin connections are shown in figure 1. Only one wire cannot go to PL6 and that is the 9v which must come from the power supply included with the printer. Again, use a 3.5mm jack socket so you don't ruin the PSU and invalidate the guarantee.

Figure 1 indicates that NB400 is on pin 24b of the eurocard bus. In fact on a normal Atom this pin is

unused so to make it available here you should solder a piece of wire from pin 4 on PL8 (see the Atom hardware manual) to pin 24b on the eurocard bus PL6. This allows the NB400 signal to enable the printer when it is linked to the TORQ. Note that A2 isn't needed any more, but it must be tied to 0v.

The data lines on PL6 are not actually present unless IC4 is plugged in. IC4, the data bus buffers, is not supplied even with the fully expanded Atom, but as the printer doesn't present much of a load to the 6502's data bus it can be replaced by wire links as in figure 2. (Even if you do have IC4 in your Atom you can't use it because it won't be enabled by NB400.)

The printer now appears as a single memory location at B400 and if you have connected it up properly typing ?#B400=4 should cause it to burst into action. Type ?#B400=0 to stop it again.

Program 1 controls the printer. It provides two functions the first of which is to take all the characters sent to the Atom's VDU and send them to the printer as well, so you

can have hard copies of listings and program runs. Second, it can dump the whole of the graphics mode 4 onto the printer inverting it if required.

The first part is achieved by changing the address of the write character routine (OSWRCH), normally set to #FE52, to the address of the new routine. This is possible because the Atom uses vectors, that is many of the operating system routines' addresses are stored in zero page memory and the operating system looks at these first to see where to jump.

By storing a new address in these locations any user-written routine can be 'patched' into the operating system.

The patched-in routine starts at LL20 and its first job is to check for the new control codes. Control B will enable the printer and control C will disable it. Their actual effect is to change what is stored in location #FE, a flag to indicate whether the printer is enabled or not. It then prints the character to the VDU by calling the subroutine at #FE55. After that it tests to see whether the printer is enabled and if it is, it jumps to the

Program 1

```
>L.
10 REM PRINTER CONTROLLER
20 DIM LL40
22 FORJ=0TO40;LLJ=#3400;N.
25 D=#B400
30 FORJ=0TO1:P.#21;P=#3780
40 MAKE PATCH
45:LL40LDA@LL20%256;STA#208;L
DA@LL20/256;STA#209;RTS
46 PRINT LINE
50:LL0LDA@2;STAD;LDA@0;STA#70
;STA#73;JSRLL2
60:LL1JSRLL2;LDX@0
70:LL3LDA#21C,X;CMP@10;BEQLL4

75 STA#71;LDA@0;STA#72;LDY@3
80:LL5ASL#71;ROL#72;DEY;BNELL
5
90 LDY#70;CLC;LDA#72;ADC@#38;
STA#72;LDA@#71;Y;STX#75;JSRLL6
100 LDX#75;INX;CPX@32;BNELL3
110:LL4INC#70;LDA#70;CMP@8;BNE
LL1;LDA@4;STAD;RTS
120 MARGIN
130:LL2LDA@2;STAD
150:LL9LDA@;AND@#80;BEQLL9
155:LL30LDA@;AND@1;BEQLL30;LDA
@2;STAD;RTS
160 PRINT BYTE
170:LL6STA#74;LDA#73;BEQLL10;L
DA#74;EOR@FF;STA#74
180:LL10LDX@7
190:LL11LDY@1;LDA#74;AND@128;B
NELL12;LDA@130;STAD;JSRLL14
200 LDA@2;STAD;JMPLL13
210:LL12LDA@2;STAD;JSRLL14;LDA
@2;STAD
220:LL13ASL#74;DEX;BPLLL11;RTS

230 WAIT FOR PULSE
240:LL8LDA@2;STAD
250:LL14LDA@;AND@1;BNELL14
260:LL15LDA@;AND@1;BEQLL15;RTS

270 NEW OSWRCH
280:LL20STA#23F;CMP@2;BEQLL21;
CMP@3;BEQLL22;LDA#23F;JSR#FE55
285 PHA;PHP;TXA;PHA;TYA;PHA
290 LDA#FE;BEQLL23;PLA;TAY;PLA
;TAX;PLP;PLA;RTS
300:LL21LDA@0;STA#FE;STA#23C;R
TS
310:LL22LDA@16;STA#FE;RTS
320:LL23LDA#23F;CMP@10;BEQLL26
;CMP@32;BMILL25
325:LL26LDY#23C;STA#21C,Y;CMP@
10;BEQLL24
330 INC#23C;LDA#23C;CMP@32;BEQ
LL24;LL25PLA;TAY;PLA;TAX
335 PLP;PLA;RTS
340:LL24LDA@0;STA#23C;JSRLL0;P
LA;TAY;PLA;TAX;PLP;PLA;RTS
350 COPY MODE 4
355:LL34LDA@1;JMPLL31+2
360:LL31LDA@0;STA#73;LDA@#80;S
TA#7B;LDA@0;STA#7A;LDA@2;STAD
370:LL32LDY@0;JSRLL2
380:LL33LDA@#7A;Y;STY#7C;JSRLL
L6;LDY#7C;INY;CPY@32;BNELL33
390 LDA#7A;CLC;ADC@32;STA#7A;L
DA#7B;ADC@0;STA#7B;CMP@#98
395 BNELL32;LDA@4;STAD;RTS
400
410 N.;P.#6
430 END
```

Listing 1.


```

2L. 10 REM CHARACTER SET LOADER
20 PRINT$12" PLEASE ENTER D
ATA IN HEX,YOU",
30 PRINT"DO NOT NEED TO PRESS
RETURN",
40 PRINT"AFTER EACH NUMBER,I
50 PRINT"AT THE START OF EACH
LINE,IF YOU"
60 PRINT"MAKE A MISTAKE PRESS
M",
70 GOSUB A
80 A=B:B=0
90 FORJ=#3900 TO #3BFF
100 GOSUB K
110 IF J>#3900:IF A=#77;G.
120 N=A
130 GOSUB K
140 IF A=#77;P. #8$32#8;G.100
150 H=N*16+A
160 P=" "
170 ?J=N
180 IF JX10=1;P. #47
190 NEXT
200 T=0
210 FORJ=#3900 TO #3BFF
220 T=T+?J
230 NEXT
240 IF T<>181778;P. "ERROR IN
DATA ENTRY":END
250 P. "DATA ENTERED CORRECTLY
260 END
270 LINK K
280 IF A=#77 G.330
OR A>70 G. K
300 A=48 OR (A>57 AND A<65)
310 IF A=48
320 P. #A
330 RETURN
340 MP=#2800
350 K=P
360 P. #21
370 JSR#FFE3;STA#322;RTS
380
390 P. #6.
400 RETURN
410 IF JX10=2 P. #8#8
420 P. #8$832#8#8$32#8;J=J-2;G.
190

```

Printing the contents of the buffer is done by LL0. As the characters are formed on an eight-by-eight dot matrix, eight scans of the stylus are required for each line. However to make it more legible I have added on extra blank scan between each line. On a single scan it takes successive characters from the buffer and uses their ASCII code to find their position in the table. This table is a series of bit patterns and each byte in the table defines one row of the matrix which means that eight bytes are required to store one character's definition. The Atom has 64 ASCII characters (128 if you include inverse characters) but I


Program 3

[illegible][illegible]

Listing 3.

EDUQUEST

THE PROFESSIONAL SOFTWARE PEOPLE



Multiple Choice Question & Answer Pack

- Specially designed for educational users
- For use with the BBC Model 'B' Micro computer
- £25.00 including VAT and P & P



Pack Contains

- Instruction manual
- Master input mode
- 3 Reception modules, each display questions and answers in a format suitable for students of different abilities and age groups
- Blank tape for data.

THE PACKAGE CAN BE USED BY STUDENTS FROM AGE 6 UPWARDS BY SELECTING THE MOST SUITABLE RECEPTION MODULE, IT MAY ALSO BE USED IN BUSINESS FOR APTITUDE TESTING AND IN THE HOME FOR EDUCATIONAL QUIZZES.

Word Processing Pack

- A simple to use tape-based word processing package
- Ideal for the small business or home user
- For use with the BBC Model 'B' Micro computer
- £10.00 including VAT and P & P.



Minefield

- An entertaining family game
- Try and cross the minefield without blowing yourself up!
- 3D graphics on Model 'A' and 'B'
- Only £7.95 including VAT and P & P.

TO: **EDUQUEST** 1 Thames Avenue Windsor Berkshire SL4 1QP Tel: Windsor (07535) 58079

Please send me:

(Tick as required) Multiple Choice Pack ☐
 Word Processing Pack ☐
 Minefield Model 'A' ☐
 Model 'B' ☐

I enclose cheque for £..... or charge my Access/Visa/Trustcard Account No:

--	--	--	--	--	--	--	--	--	--	--	--	--	--	--	--	--	--	--	--



Signature.....

Name.....

Address.....

.....

.....

.....

GOLEM LTD Computer Services

77 QUALITAS, BRACKNELL, BERKSHIRE RG12 4QG
TELEPHONE: BRACKNELL (0344) 50720

MATRIX PRINTERS

MX 80 T Type III	£295
MX 80 F/T Type III.	£325
MX 82 F/T Type III.	£350
MX 100 F/T TYPE III.	£428

Add 15% VAT. Delivery free within 30 mile radius, otherwise add £10 delivery charge.

BBC MICROSOFTWARE

Utilities (A/B) £8.05

An assortment of useful procedures which can save your hours/days of programming effort:- date conversion, input and validation routines, graphic routines, sort and many more.

Educational - Primary (A/B) £8.05

Educational - Junior (A/B) £8.05

Hours of fun and learning for children. Animated graphics will make your children enjoy maths; spelling, telling the time, memory games, etc.

Music Program (B) £6.90

Lack a musical ear? This amazing program harmonizes (adds chords to) music that you type in.

Super Life (B) £9.20

Fast (machine code) version in a large universe.

Katakombs (B) £9.20

Can you discover the secret in this exciting Adventure-type game?

Futura **BBC**

Software **MICRO GAMES**


FOR MODEL A & B COMPUTERS

Three 'Out of this World' Space games per tape, supplied on top quality cassettes with game instruction sheets included.



SPACE GAMES PACK ONE

- | | | | |
|---|-----|--------------------|---|
|  | ★ 1 | UFO Invasion | ★ |
| | ★ 2 | Corridor of Lasers | ★ |
| | ★ 3 | Robot Chase | ★ |

SPACE GAMES PACK TWO

- | | | | |
|---|-----|--------------------|-----|
|  | ★ 1 | Alien Star Fighter | ★ |
| | ★ 2 | Missile Launch | |
| | ★ 3 | Zayon Alert | ★ ★ |

All the games utilise the BBC Micro's outstanding features of colour, sound and graphics.

★
 Game Packs Only **£3.99** each. All prices inclusive. No VAT. Send Cheque/P.O. to:-
FUTURA SOFTWARE, 63 Lady Lane, Chelmsford, Essex, CM2 0TQ. 

OAKLEAF COMPUTERS LTD

Education Hobbyist &
Small Business Computers



JUST RELEASED
£22.95

IT'S NOT JUST
ACORNS THAT
LOOK BETTER
ON AN **OAKTREE**
WORKSTATION

THE UNIT SUITS BBC VIC 20
TRS 80 ZX SPECTRUM ETC.
With a built-in accessory drawer,

this smart unit turns your setup into a professional and business like system. The drawer holds up to 50 diskettes or your tape collection and leads etc.

TWIN USER JOYSTICK INTERFACE ATOM/BBC £13.95

Protect the keyboard of your computer by interfacing "Atari" joysticks to it. The joysticks plug into the interface which in turn simply plugs into either the Atom 64way bus or the BBC 20way user port. (Atom bus units available at £3.99 if ordered with the interface). Now two people can successfully play games or one person can have more control over the computer. Full software supplied.

ATOM LATEST

If Atom have made it, we stock it. Disk drives off the shelf. Hardware, books, printers. Phone now. Prices always competitive.

BBC MODEL B NOW IN STOCK

Full or partial upgrades, memories, printers of disk interfaces etc. All available. Prices dropping. Phone for quotation. All current BBC peripherals stocked.

ALL PRICES INCL. VAT AND P&P
Please send your remittance to:

**121 DUDLEY ROAD GRANTHAM,
LINCS. NG31 9AD**

ACORN SPECIALISTS TELEPHONE: (0476) 76994



ATOMIC DRIVE

Acorn Atom 8 + 12 + PSU
+ Software (6 Game Packs)
£125.00

Including VAT and Delivery
Limited Supply Only

VIXSOFT

Lunar Lander..... **£5.95**
Odd-Ball (Pacman Type)..... **£5.95**
Disassembler..... **£5.95**

DEALER ENQUIRIES WELCOME



TORCH COMPUTERS AUTHORISED DEALER

Full range of printers, monitors, etc.,
available for the Acorn Atom and BBC

VIXON COMPUTER SYSTEMS

45 GRIMSBY ROAD, CLEETHORPES
TELEPHONE: GRIMSBY (0472) 58561



Colour monitors which take separate TTL inputs for red, green and blue are becoming much more common.

So it is frustrating for Atom owners with access to these monitors to find the Atom colour card only giving a UHF signal for a colour television.

So how can the signals be taken directly from the VDU driver chip (6847 – designed originally for use with an American colour system) and be decoded into separate colour signals?

The main part of the circuit provides signals for the four logical colours of the Atom's colour display (figure 1).

To translate these into actual colours, and to produce the red, green and blue signals, you will need one or more of the other three circuits (figures 2-4).

Figure 5 shows three possible arrangements of these circuits.

One produces the standard Atom colours (red, green, blue and yellow).

The second choice is to use a patch panel, so the required combination of colours for each of colours 0 to 3 can be selected.

And the most complex circuit gives a choice of either the standard set of Atom colours, or a set which can be selected on the patch panel. You can also switch between the two colour sets by using one of the spare output lines on the 8255 adapter, eg PC3.

The heart of the whole decoding system consists of three main parts represented by the three integrated circuits (figure 1) IC1 takes the three colour signals oA, oB and CB, and decodes them to a two-bit binary number. This is turned into four individual lines, one for each colour, by the two to four line decoder, IC3.

The halves of IC2 take the composite video signal and, by comparing it with two different levels, produce fly-back blanking and a synchronisation signal.

The synchronising signal is positive-going, but if a negative-going signal is needed, you can either invert it by using a spare TTL gate, or reverse the connections to pins 9 and 10 – on IC2, the positive and negative inputs to the

REDBLUE AND GREEN –THE BIG SORT OUT

Paul Beverley unravels the colours for frustrated Atomists with TTL monitors

Figure 1. Main decoding circuit.

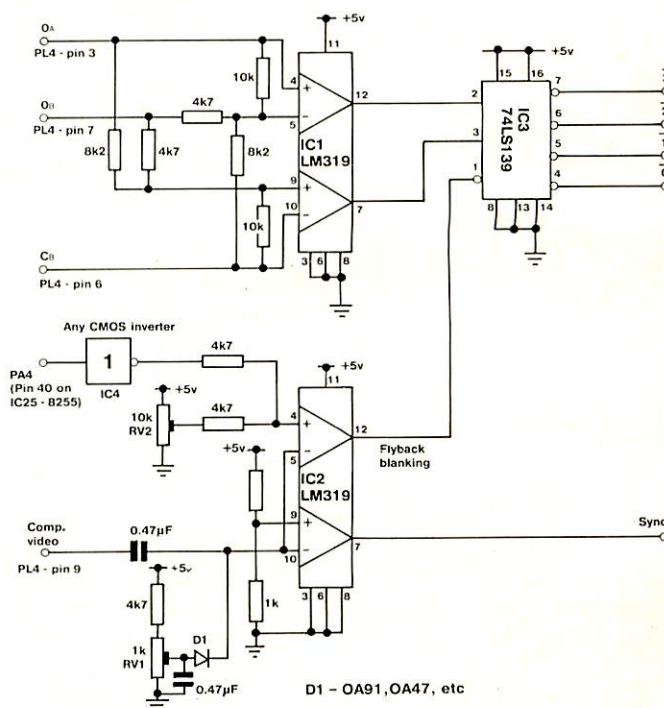


Figure 2. Decoding for standard colours – R, G, B, Y.

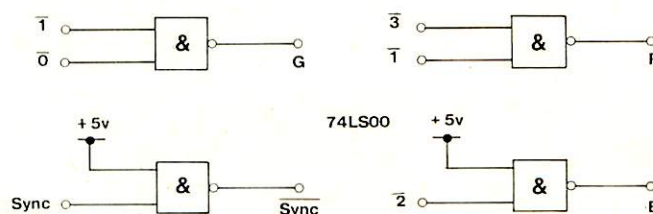




Figure 3. Buffering for colours 0,1,2,3 plus colour selection

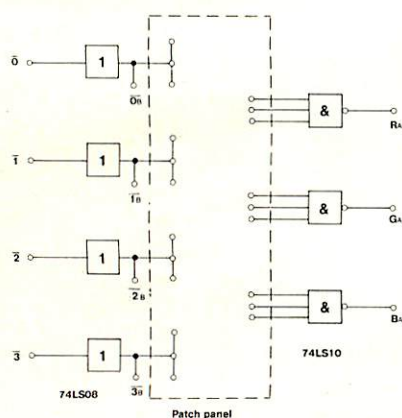


Figure 4. Switching circuits – standard/patch panel colours

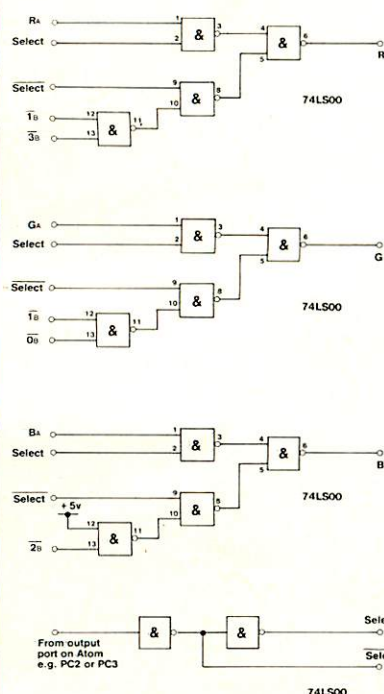
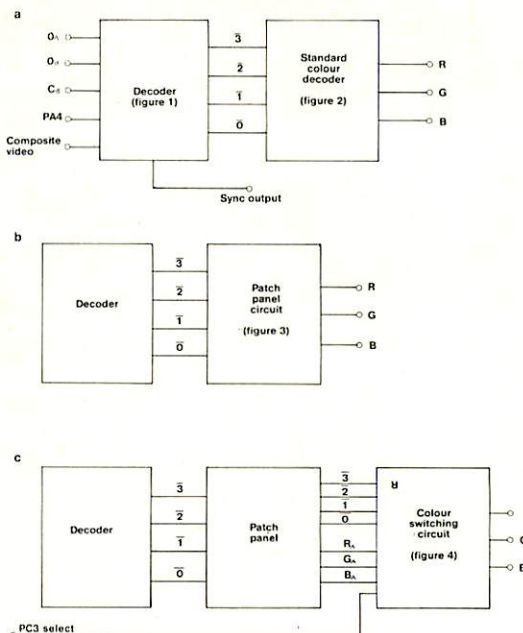


Figure 5. Possible circuit arrangements. (a) standard Atom colours (b) selection of colour combinations (c) colour set selection



comparator.

Adding the output of PA4 from the adapter to the blanking circuit is not absolutely necessary, but blanks the screen in text-only modes. To get the blanking occurring at the correct level, a pre-set is provided to set the current level. The other pre-set adjusts the level for the synchronising pulses.

Figure 2 shows the simplest colour selection circuit. It produces green for colour 0, yellow for colour 1, blue for colour 2, and red for colour 3. If you use a 74LS00 for this, it leaves a single gate which can be used as an inverter/buffer for the synchronising signals if needed.

The idea of the patch panel (figure 3) is that any of the colours 0 to 3 can be connected to any or all of the three gun colours, so each of the four logical colours could be given an actual colour of red, blue, green, yellow (R + G), cyan (B + G), magenta (R + B), or white (R + B + G).

They could even produce black by being left unconnected. And figure 4 shows how to change from the standard colour set (G,Y,B,R) to the set selected by the patch panel.

The construction of this unit is straightforward. Because of the high frequencies involved, the circuits ought to be built on good

quality circuit boards, but the prototype was built on standard 0.1" Veroboard and appeared to work.

So it seems unnecessary to go to the trouble of producing a board for just one circuit. Most connections needed are available on various connectors on the back of the Atom, the only exception being PA4 of the adapter which has to be taken directly from pin 40 of the 8255.

There is plenty of room on the back of the Atom case to put a single socket of some sort to make the unit detachable. But if you build the unit neatly it could be mounted inside the case, the output to the monitor being put onto a multi-way connector such as a 6-way din socket as used on the BBC microcomputer.

To use PC3 for selection of colour sets, you will have to break link 5 on the Atom board to disconnect it from the 6847 video generator.

This is the only disadvantage – the Acorn PAL encoder, being analogue and not digital, allows you to use the 6847's alternate colour set by changing PC3.

Although you can get cyan and magenta, there is no way with a simple on-off system like this to mimic the 6847's buff and orange colours.

Wordwise

The most sophisticated piece of software yet written for the BBC Micro. This full feature word processor is ROM based so once fitted inside the machine (no soldering it enables the user to gain INSTANT access to a powerful word processing system.

WORDWISE consists of two distinct sections – a text editor and a text processor. The editor allows text to be entered at the keyboard in much the same way as a typewriter except that the carriage return is quite automatic. When editing the cursor can be moved to any part of the document where changes can be made either by overwriting existing text or by inserting new text at the cursor position. In addition to the delete key, which works in the normal manner, there are a variety of other deleting options allowing characters, words, sentences or any specified section of text to be deleted.

While editing or entering text, special instructions can be embedded into the document. These embedded instructions are interpreted by the text processor and control the exact layout of the printed output. Some of the simpler instructions control the positions of the margins, the number of lines per page or the line spacing, etc.

There is not room here to begin to describe the many more powerful features such as the block move and copy, search and replace, the word counting facilities or the file handling commands.

As an alternative to word processing this software can be used to edit BASIC programs or any ASCII text. This enables the programmer to use the vastly superior editing facilities of WORDWISE on programs. e.g. automatic string search and optional replace, etc.

Although this software is ideal for secretaries, authors or journalists it will prove invaluable to anyone who has to prepare letters, articles, leaflets or documents of any kind.

It is our aim to sell high quality software that, like the BBC Micro, is excellent value for money. We believe that WORDWISE compares favourably with other word processors costing four or five times as much.

WORDWISE costs **£39.00** + £1.50 p&p + VAT. Technical details and an order form are available from the address below.

ASTEROID BELT – MODEL A or B £7.80 + VAT

The great new space game practically identical to the arcade original. You are stuck in the middle of a cloud of asteroids against which you have no protection – your only chance of survival is to destroy the asteroids with your photon bolts.

Manoeuvring can be achieved by rotating and thrusting. As a last resort you can 'hyper-space', immediately transporting you to a random position.

An inspired piece of machine code programming producing one of the most exciting games around.

CHESS – MODEL B £10.00 + VAT

Another machine code program for the Model B. This game has a host of facilities.

An enormous range of skill levels – you can alter such parameters as the number of moves that the program looks ahead, the speed, and sub-levels, etc.

The computer can act as umpire for two players. It can even play against itself.

It is possible to change levels, even sides, when in the middle of a game and to set up 'problem' games and get the computer to solve them.

Finally, at the end of the game it is possible to see a replay move by move. This may be stopped at any move and normal play resumed from that point again.

This program uses high resolution colour graphics to display the board and its pieces. An excellent intro-

duction to beginners though it still gives the experienced player a real challenge.

HITCH-HIKER'S GUIDE – MODEL B £5.80 + VAT

An adventure based on the characters of the book 'Hitch-hiker's Guide to the Galaxy'. The aim of the game is to collect five specific objects that are located in such places as the 'Restaurant at the End of the Universe', Arthur Dent's house and Betelgeuse Spacedome. The computer can understand plain English commands such as North, Shoot and Get. Clues (sometimes very subtle) are given that indicate the whereabouts of these objects or the method of getting to new areas or locations in the game.

SNAKE – MODEL B £7.80 + VAT

This colourful arcade type game makes full use of the amazing graphics (Mode 2) and sound facilities of the BBC Micro. A highly addictive game that will give you hours of fun. As reviewed recently in Beebug Magazine "the game is really fun and very, very addictive."

REVERSI – MODEL A or B £7.80 + VAT

Play this classic board game, also known as Othello, against your Micro. This game offers three levels of difficulty – level 3 is extremely hard to beat.

This is just a sample of our range of software for the BBC Micro. Ask for further details.

**COMPUTER
CONCEPTS**

**Dept. AC3
16 Wayside
Chipperfield
Herts. WD4 9JJ
Tel: (09277) 62955**



FIGHTING BACK IN A WAR OF NERVES

Laurence van Someren describes how being wired up to a BBC micro (below) can help people overcome nerves, coordinate muscles, and even lower their blood pressure without using drugs.

Biofeedback means connecting a person to a 'black box' to make him more aware of what is going on in some part of his body, so he can control that part better. This may be a chronically tense muscle, or something usually thought of as involuntary, such as blood pressure or the level of nervous tension.

One biofeedback instrument is the Relaxometer which is attached by leads to two fingertips. It makes a sound which varies in pitch. As you doze off the pitch drops to a buzz and dies away, but if something startles you or you think about something worrying or exciting the tone rises to a scream.





It may sound trivial, but there are many people who know they are tense and cannot relax, and others who don't know they are tense until they end up telling a doctor about constant headaches, or back pains.

The Relaxometer tells people when they relax. The tone gives them immediate feedback and helps them learn what makes them tense, and then what makes them relax. They can practise relaxing in situations that make them tense, and eventually learn to cope with their tension in more and more situations, even public speaking or flying.

The instrument measures the electrical resistance of the skin, because when you panic you break out in a sweat which decreases the skin's electrical resistance drastically. But even without panic, changes of this sort happen all the time.

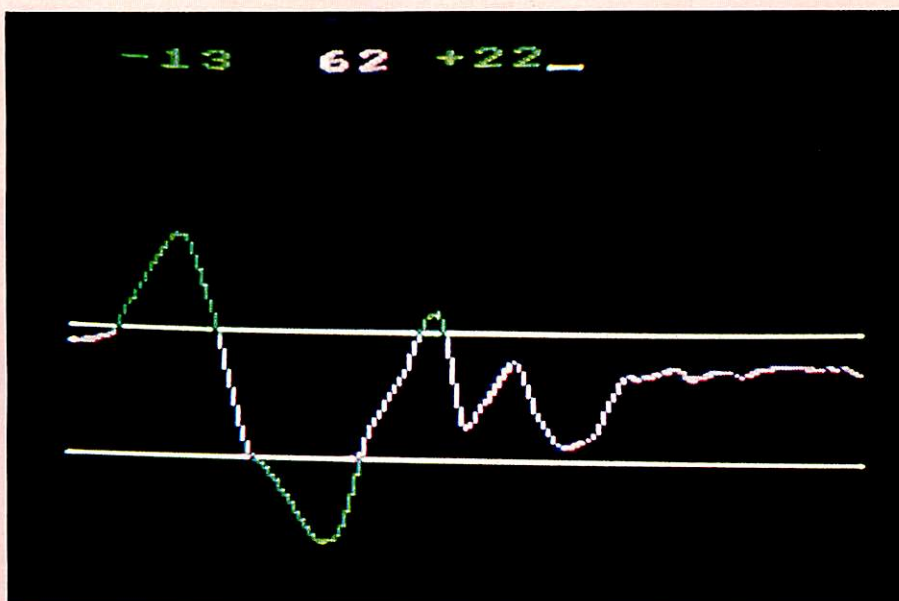
The Relaxometer picks up these small changes, amplifies them and translates them into sound.

People who have benefitted from such feedback training include those with high blood pressure. They often have a marked response to stressful situations, and training to reduce their responsiveness can control blood pressure without the use of drugs.

It is simple to take the voltage output from the Relaxometer and use the A/D input port of the BBC model B to convert the signal to a visual display – say a spot which moves across the screen rising or falling as you tense or relax.

Another established technique is myoelectric feedback. Here, electrodes on a muscle group pick up the electrical activity which occurs when the muscle contracts and translate the signal into sound or a meter reading. Patients suffering from chronic headaches caused by tension in the forehead muscles, use the feedback signals to learn how to relax those muscles, and relieve the headaches.

Some years ago people tried this method with spastics who have chronic and uncontrollable tension in many of their muscles. Useful progress was made, but when they



Myoelectric feedback. . . muscle control keeps trace between target lines

tried to make a deliberate action and tense the muscle, it became uncontrollable again. So simple feedback aimed at teaching relaxation was not enough. What was needed was a technique to teach coordinated action involving several muscles.

This is where the microcomputer comes in, as it can give more complicated feedback which can be adjusted to suit the needs of the particular patient. And we can vary the type of feedback.

You like video games? We offer you *Breakout* with a paddle controlled by a muscle, or *Defender* where you get blown up if you lose

your cool. You like a detailed scientific presentation? We can offer you a graph of performance versus time with a display of scores on target, above target and below target in the last trial.

But coming back out of the realm of fantasy, the point about using a microcomputer is to tailor the task and the feedback to the patient, and keep records. Most important of these features, however, is flexibility. If the program is written well, even someone who is scared of computers can change the type of feedback, or the difficulty of the task, between tests.

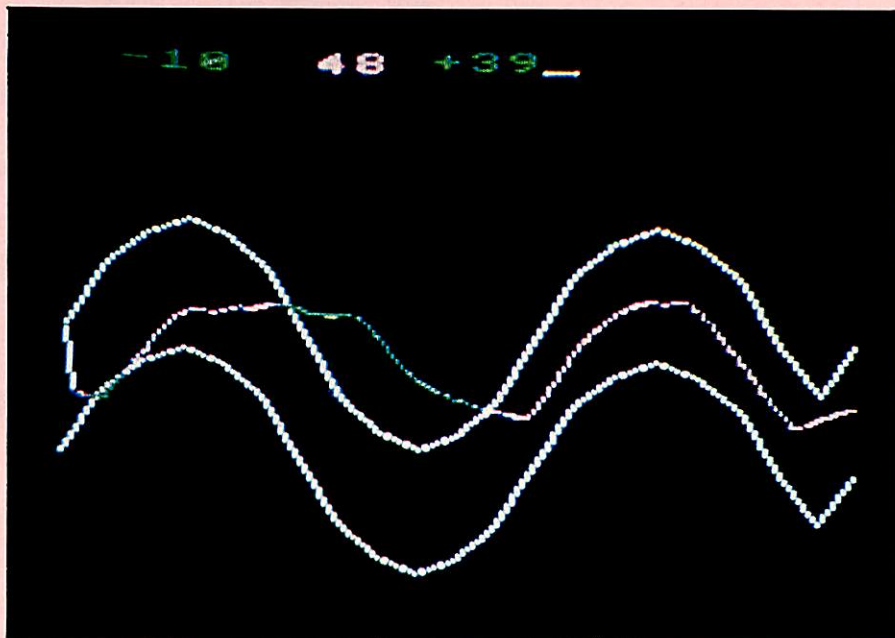
Work is only beginning in this

Bell-shaped curve pattern demands close control





Narrower, more tortuous targets, higher tension and a faster screen trace can all be varied to make the control task harder. Scores at the top of the screen refer to the last attempt.



area, with the collaboration of a special school for spastics and other children in Cambridge. Software is under trial with myoelectric feedback instruments, a BBC model B and a TV set.

Voltage feedback varies the vertical position of a dot which moves across the screen at a chosen speed. So if you want visual feedback of general arousal from a Relaxometer you set the *scale* to a low number and the spot moves fairly slowly – say 30 seconds to cross the screen. (Arousal level changes don't occur as fast as muscle tension changes.) Then you work on getting the spot down to the bottom of the screen – and if someone shouts at you the trace will jump up and you have to work to get it down again.

To relax a particular muscle, you choose the appropriate section of the program and again use a slow trace and work on getting it down. For a bigger challenge you call up a *target* pattern. The simplest is a pair of parallel lines across the screen. Then you try to keep the spot between the two lines. At the end of the screen there is a short delay, to 'get your breath back', and the percentage time in, below and

above the target appear on the screen. One of the specified parameters is the line spacing (closer makes it harder). The other is their distance from the foot of the screen, which says how hard you have to tense the muscle to get into the target range.

The task can be made harder by choosing a higher tension, or demanding better control of tension by setting a narrower target. The speed at which the spot moves can also vary.

But the target does not have to be a constant tension; it can vary in a sine wave or a bell-shaped curve. So a relatively difficult task will require a muscle tension level which will rise and fall twice within narrow limits in five seconds.

These changes are easy for the user to make. Questions are posed on the screen and replies made by key entries to select:

- Type of feedback (relaxometer or myoelectric).
- Speed of traverse (number from 1 to 31).
- Target shape (function keys).
- Centre of target (height from screen base, 1 to 1023).
- Width of target (1 to 1023 units).

RUN makes the spot start moving,

and it repeats after a short delay at the end of each screen. ESCAPE gives you the questions again.

Each screen of data can be stored on disc with the relevant parameters and patient data, for review at the end of a session. These can be printed out and kept for comparison, or held on disc.

This system will not have spastic patients leaping from their wheelchairs and taking up the violin, but evidence suggests it is worth evaluating more sophisticated forms of feedback. And if patients benefit, we can jump back into the realms of fantasy, or at least informed speculation, and think about a portable myoelectric unit (already available) and an EPROM with target patterns on it. Controls choose which target and how fast, and in one headphone there is a rising and falling target tone. The other ear feeds back your actual performance, so you try to match the two ears, which is only done if you are walking with a smooth gait.

A physiotherapist I know uses this to help patients with broken legs, but at the weekends she takes it down to the tennis court and works on developing a more powerful service.

OFF RECORDS...

The London ACORN
-BBC Centre Suppliers to schools and Colleges

OFFWARE NEW!

The new range of programs and routines backed by the OFF Records reputation!

UTILITY DISC for the ATOM

Contains no less than seven disc utility routines:

- *Copy (disc to disc)
- *COPYT. (tape to disc)
- *CopyD. (disc to tape)
- *RENAME
- *PURGE
- *BACKUP
- *AUTORUN

£25.00 p.p. \$ VAT incl.

BBC GAMES with superb graphics:

- FRUITWORM (Model A)
- FRUIT (Model A)
- JAMCAR (Model A - 32K)
- LABYRINTH (Model A - 32K)

each **£9.00** p.p. & VAT inclusive

**Computer House, 58 Battersea Rise,
Clapham Junction, London SW11 1HH.
Telephone: 01-223 7730**

Atom:

Full range hardware and software support

BBC:

Models A and B at £229 and £399.
Repair Service for all machines supplied by
Acorn or OFF Records. Software now in stock.
Memory up-grades £26.99

Printers:

Seikosha 100: £215
Epson MX80FT/3: £385
Smith Corona Daisywheel (not a
converted typewriter!): £485

Cassettes:

BBC-matched cassette recorders: £32

Monitors:

12" 18Mhz green screen monochrome: £110
14" colour £325
14" Sanyo PAL colour TV. Superb value: £235

Tapes:

Top Tape: See adverts in Radio Times.
OFF Records beats all published prices!

Stationery:

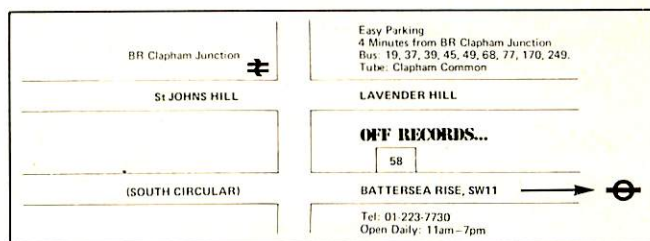
Continuous: Labels, Listing Paper, Word
Processing Paper, Invoice/Statement.

Books:

Large selection of computer books and mags.

Also:

TORCH, NASCOM, GEMINI, GALAXY,
QUANTUM, DRAGON, MICROPROCESSOR.



Electronequip

(Authorised BBC and Acorn Dealer, stockists and repair centre)

BBC1	BBC Micro Model A	£260.00
BBC2	BBC Micro Model B	£346.96
BBC21	Upgrade Model A to B	£100.00
BBCxx	Other Upgrades Phone for price	
BBC32	14" Colour Monitor	£250.00
BBC35	BBC Cassette Recorder	£26.00
BBC36	Cassette Lead DIN to Jack	£4.00
BBC40	Single 5.25" Disc Drive	£230.43

Epson	Printer MX80T type 3	£325.00
Epson	Printer MX80FT type 3	£345.00
Epson	Printer MX100 type 3	£445.00

ATM1	Atom assembled 2Kram	£140.00
ATM2	Atom assembled 12Kram	£160.00
ATM3	Atom assembled 5Kram colour	£158.00
ATM10	Atom kit 2Kram	£110.00
ATM11	Atom kit 12Kram	£130.00
ATM25	New PAL Colour Encoder	£38.00
ATM 26	New 1.8A Power Supply	£8.40
ATM53	Atom Cassette lead	£2.00

BMC	12A Black/Green Monitor	£79.00
BMC	12E Black/Green Monitor	£99.00

Prices exc. VAT and inc. postage (except BBC micro's 2.00)

All items always in stock (even BBC's) — quick despatch

Upgrades include fitting and testing. Credit cards not accepted for BBC micro's



Electronequip BBC

128 West Street, Portchester (A27 opp. RUBY) Hants PO16 9XE Tel: 0705-325354



WHAT PEOPLE ARE SAYING ABOUT OUR ... **BBC MICRO GAMES**


"... I bought all your tapes to date for the BBC Micro and I think they are just super, especially STAR TREK, and the sound effects in CANDY FLOSS really made me sit up! Well done and keep them coming!"
J. S., Paisley

"... I was very impressed, not only with the cassette, but also at the speed at which it came!"
— R.L., Cheshire

"... I must congratulate you on your MUTANT INVASION cassette. I have had it for two weeks now and it is really superb. Incidentally, I have beaten your high score of 4,500 — mine is 7,580!"
— S.L., Berks

AND NOW LOOK AT OUR LATEST CASSETTES!

CASSETTE EIGHT Model A Invaders



Actual screen photo


Cassette Eight contains Model A Invaders. A superb full feature machine code teletext colour graphics version of the popular 'Space Invaders' arcade game for the Model A BBC Micro. Choice of Invader and Missile speeds. FAST, SMOOTH AND GREAT FUN!

Only £4.95 inc.

Cassette Nine contains Model B Invaders. A superb full feature adaptation of the arcade 'Space Invaders' game in machine code and high resolution colour graphics, for the Model B BBC Micro. Choice of Invader and Missile speeds. QUITE SIMPLY THE BEST.

Only £6.95 inc.

CASSETTE NINE Model B Invaders



Actual screen photo

NOT FORGETTING THE REST OF OUR FANTASTIC RANGE

FOR MODELS A AND B

- Cassette One: STAR TREK (8x8 Galaxy, Klingons, Phasers etc) and CANDY FLOSS, the tremendous new game everyone is talking about! **Only £5.95 inc.**
- Cassette Two: HANGMAN, KRYPTOGRAM, DICE, BEETLE, GRAND NATIONAL and MUSIC. **Only £3.95 inc.**
- Cassette Three: MUTANT INVADERS (arcade game). Can you destroy the Mutants before they destroy you with their radioactivity. **Only £5.95 inc.**
- Cassette Four: BREAKOUT (arcade game). Superb version, 6 skill levels, 1 or 2 players. **Only £3.95 inc.**

FOR MODEL B ONLY

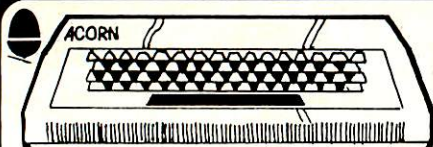
- Cassette Five: BEEBMUNCH (arcade game). Our version of the 'Pacman' game. Tremendous version containing multi-ghosts, tempting fruits, superpoints, screams etc. **Only £5.95 inc.**
- Cassette Six: SUPER HANGMAN. The special feature is the high-resolution animated man. Marvel at the detail of his clothing and witness his impatience! Contains many categories. **Only £3.95 incl.**
- Cassette Seven: 3D MAZE. Battle against the clock to escape from the maze, with the computer showing your view in 3-D each step you take! **Only £3.95 inc.**

ALL CASSETTES AVAILABLE NOW FROM:

(All our software is available before we advertise)


I. J. K. Software

55 Fitzroy Road, Bispham, Blackpool, Lancs



ACORN ATOM 8K + 2K	£129
ACORN ATOM 12K + 12K	£179
ATOM COLOUR BOARD	£39
FLOATING POINT ROM	£22
BBC ROM PACK	£ Phone
POWER SUPPLY 1.8A	£10

IT'S HERE AT LAST!



FREE!
DISCETTES
5

Upgrade your ATOM with the new low cost disc pack only
£299 plus VAT

Includes utility disc.
ATOM modification extra.

SEIKOSHA GP-100A



- ★ DOT MATRIX PRINTER
- ★ 80 CHARACTERS PER LINE
- ★ 30 CHARS/SEC
- ★ FREE HI-RESOLUTION 'DUMP OUT' LISTING

ACORN Printer Cable £16 + VAT
£199 + VAT. Carr £6 ATOM Modification EXTRA

BBC MICRO

SPACE WARP	£11.50	BBC MULTIFILE	£25.00
BBC CHESS	£11.50	BBC BACKGAMMON	£ 8.00
		BBC GOLF	£ 7.00
		MUNCHYMAN	£ 5.95



BBC MICRO MICRO UPGRADES

RAM KITS: Upgrades the Model 'A' to 32K RAM. Supplied with full fitting instructions. **£29.90 + VAT**
ANALOGUE KITS: Suitable for adding joysticks, controllers etc. **£15.00 + VAT**
POWER INTERFACE & I/O PORT: Enables a Centronic Interface printer to be attached ... **£16.00 + VAT**

MODEL 'A' TO MODEL 'B' UPGRADE £86.00 + VAT

DISC EXPANSION. Phone
DISC DRIVES. Phone
COLOUR MONITORS. **£249.00 + VAT**
Send for details on other items, cables, cassettes, plugs, software etc.
Why not send your machine to us for upgrading?

PRINTERS

EPSON MX80 F/T2 — The printer recommended for the BBC Microcomputer.

- ★ Dot Matrix Printer
- ★ 80 Cps

- ★ Hi-Resolution Graphics
- ★ Bi-directional Printing



**SPECIAL
PRICE**
£349 plus VAT
Printer Cable
£16 + VAT

Q-TEK Systems

Telephone STD (0438) 65385
2 Daltry Close, Old Town, Stevenage.

BBC
Service &
Information Centre.

Software worth £20 awaits the winner of this month's competition. But first, Simon Daly explains what kite-flying, salami and the Trojan Horse have in common

Computer crime

Most of us like to watch films about bank robberies – and often find ourselves siding with the villains. And in the same way, 'computer crime' exercises a curious fascination for many.

The press is particularly fascinated: a multi-million pound swindle has always been inherently more interesting than a Ford Cortina break-in; and if the fraudsters can be allied with computers, all the ingredients are there for a front-page sensation.

A few years ago in London an elaborate 'kite-flying' exercise was mounted against certain banks. Kite-flying, in its simplest form, is when a crook opens accounts at two banks and passes cheques between them.

The cheques get bigger and

'The cheques get bigger and bigger'

bigger as the money gets no more real. But because of the time it takes for the cheques to clear everything appears above board.

Finally the criminal draws two massive cheques and decamps with someone else's hard cash.

The London operation was particularly complicated, and involved many accounts and operators.

The mastermind behind it leased a computer to keep track of all the accounts, and his accomplices would ring him daily for their stored instructions.

Alas, poor mastermind! The program crashed at the height of the swindle. Two days later the banks discovered something wrong and called in the law.

The police found Mr Big in the bleary-eyed state which will be familiar to many of you – he had spent the intervening 48 hours without food or sleep in a desperate attempt to locate the bug!

The point of this tale is that without the computer the case would have attracted little interest. What had been dubbed a 'computer crime' was little more than a common if elaborate swindle in which a computer was used to make calculations. Most cases of 'computer crime' fit this category.

What is commonly described as the largest-ever computer fraud took place in the US in the early seventies.

The directors of a flashy life insurance company became greedy and invented a multitude of non-existent clients, which they stored on their computer; they then sold off the policies to other insurance companies.

This swindle reaped millions before it came crashing down. But what enabled it to take place at all was that the conned companies failed to question the computer output.

'Gigo' is notorious in the computer industry: garbage in, garbage out!

But even if all computer crime is only a variation on traditional human activity, there is no doubt that computers offer exciting opportunities to determined thieves.

Because relatively few people even begin to program a computer,

let alone understand someone else's program, the high priests of this new technology have exceptional chances of making crime pay. And computer programmers are as open to temptation as the next man in a white collar.

The best-known and commonest form of computer crime is 'rounding-down'.

This fraud is sometimes called the 'salami technique', because it entails taking many miniscule slices, none of which is noticeable on its own but all of which, taken together, add up to a lot of baloney.

In essence, it involves siphoning off tiny amounts of money into an account belonging to the perpetrator or an accomplice. You can set up a crude version of the

'Companies failed to ask questions'

fraud on your own micro in the following manner.

Dimension is a numerical array of 5000 elements called 'Customers' and use the pseudo-random number generator to fill them with values between, say, 1 and 10,000. You now have your own branch of a typical High Street bank or building society. The numbers in the array represent the amount in each customer's account. Let us assume that Customer 5000's account is your own. You now proceed to rob your clients by crediting each account with, say,



Test your graphics skill

This month's competition invites you to put your graphic abilities to the purposes of forgery – just draw a banknote on the VDU (any denomination will do). In the case of BBC programs, please submit a cassette containing at least two copies of the program. Make sure the cassette has your name and address and enclose a SAE if you want it back. Contestants

submitting programs for other micros are asked to send a photograph of the results together with a listing.

The best three entries will receive £20-worth of Acornsoft packages. Entries to Competition Editor, Acorn User, 53 Bedford Square, WC1B 3DZ.

Solutions to arrive no later than October 25.

1.7 per cent interest. This could be quarterly, weekly or some other form of interest.

Truncate the amount in each account to two decimal places to represent the pence – and that's what the customer will see on his statement.

But a computer, of course, works to far more decimal places.

If a customer's credit is £85.47 then the interest will be £1.45. But the 1.7 per cent of £85.47 is £1.45299.

In an honest system the difference – .299 of one new penny – will be distributed to other customers. But in your system you stick it into Customers (5000). The bank believes the books still balance.

Make the computer continue in this fashion and run through all the accounts several times.

Take a 30 minute tea break – it's surprising how much your own account will have swelled with these amounts by the time you return!

In practice, any competent audit will soon spot a fraud as crude as this. More subtle refinements of the basic principle, though, often come to light.

A more delicate form of fraud is the so-called 'Trojan Horse' technique. The principle is that embedded in some enormously lengthy and complicated program is another program, specifically designed to do something not intended by the main program.

A rather good thriller has been written on this theme.* It postulated a large bank dependent on its computers. At midnight every night a program would come down the

phone line from the Manchester Data Centre to the London HQ and update all the customers' records.

What the bank didn't know was that sitting in this program was something dubbed 'the weevil', which instantly set about its thieving – probably a variation on the 'salami' fraud – and then scuttled back to Manchester.

While the fraud expert was tearing the London computer to

of sensitive information, so this can also become a target for the thief. Three years ago, during the unsavoury affair which cost Lad-brokes its casino licences, it transpired the company had been bribing at least one policeman 50 pence a time to use a force computer to check out the names and addresses of owners of cars parked outside premises, – presumably so new business could be solicited.

The Thames Valley Police computer is now said to contain information, much of it speculative, on over one in seven of people in the area.

Even if you accept that the police force is an essentially 'benign' organisation, it isn't surprising that civil liberties groups, among others, are uneasy about a situation arising where the individual has no right to see his own record.

These problems are certain to become increasingly pressing, and as computers proliferate – together with the number of people who have access to them – so will the ways in which they can be used illegally.

One security specialist told me recently: 'What scares me is that so far less than 10 per cent of all known computer fraud was uncovered because someone was looking for it – the rest came out through pure accident or confessions.'

'What's going on with all the computer crime we don't know about?'

*The Consultant, John McNeil, Futura.

'Information can become a target for the thief'

pieces the criminal evidence was sitting pretty up north!

Another fraud which puts fear into the vaults of banking fraternity is known as the 'logic bomb'.

However hard you scrutinise the programmers and their programs, it can be very difficult to detect a machine code instruction to the computer to pay £5 million two years hence into an account in Rio de Janeiro, or somewhere else without extradition treaties, where the culprit plans being at that time.

But computer crime is not always connected directly with money. As computers are used increasingly to store vast amounts

P J EQUIPMENT LTD

FOR COMPUTERS &
COMPUTING IN SURREY

The BBC and Acorn dealer for Surrey. If you are a business user or hobbyist we give a full and expert back up to ALL our sales. Call in or ring for a frank discussion on computers and computing and what we can do for You.

Agents and stockists for:
Acorn, BBC, Sharp, Complete Tandy range, SD, Cumana Disk Drives, Epson, VIC, Dual purpose colour TV/RGB Monitor @ £279.90;

Software and hardware accessories and expertise all supplied

3 BRIDGE ST., GUILDFORD,
SURREY (0483) - 504801

WCC Windsor Computer Centre
For Acorn/BBC in Berkshire

On display in our
Showroom:-

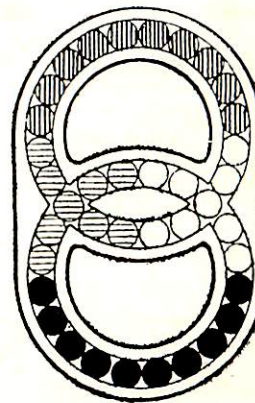
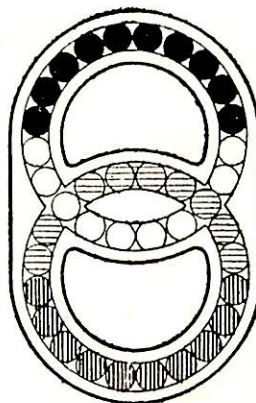
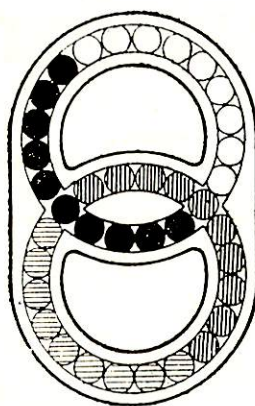
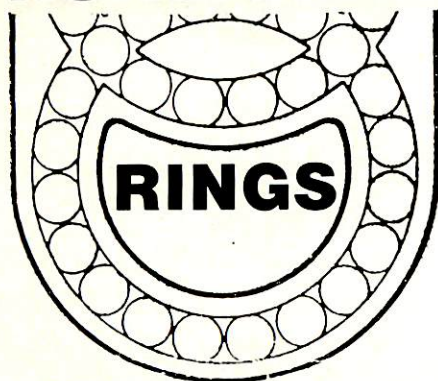
- * BBC Model A & B
- * Acorn Atom
- * Tandy Microcomputers
- * L.S.I. System M3

In Stock:-

- * Acornsoft software for BBC & Atom
- * Eduquest software for BBC
- * Books & Games
- * BBC Model A & B
- * Acorn GP80 Printers
- * Epson & Tandy Printers
- * Colour Monitors
- * Green screen Monitors
- * Cassette Recorders
- * Acorn Atoms at special prices
- * BBC Disk Drives
- * BBC Upgrade kits
- * Call us now for prices & advice

Open Weekdays 9.30am-6pm Saturday 10am-5pm
1 Thames Avenue, Windsor, Tel: Windsor 58077 (4 lines)

BETTER THAN THE RUBIC CUBE! HUNGARIAN



Now's your chance to get the latest craze that's sweeping the country - Hungarian Rings. Just 38 marbles in four colours in two interconnecting grooves, but with 10,000,000,000 variations. Move one marble in one groove and at least two other marbles move from their original position. Try to get all four colours together - that's almost easy. Try not to get two

colours touching - that will drive you crazy. Strongly made - it won't break - you will have to throw or give it away. Makes a super present for someone who has been driving you crazy.

Just send £3.99 which includes VAT and p+p and we will send you one straight-away.

Dealer Deals Ltd.
20 Orange Street
LONDON WC2H 7ED

Dealer Deals Ltd
20 Orange Street
LONDON WC2H 7ED

Please send me (qty.)
Hungarian rings I enclose


PO/Cheque for £

Name:

Address

.....

.....



A simple example of printed Atom graphics using the article by Matthew Bates on page 36.

```
>L. 10 REM Sunset
30 CLEAR4
70 REM Sun
80 FOR Y=0 TO 29
90 MOVE 128,(96+Y);PLOT1,-SOR
(900-Y*Y),0
100 MOVE 128,(96+Y);PLOT1,SOR(
900-Y*Y),0
110 NEXT Y
120 REM Reflection
130 FOR Y=95 TO 0 STEP -1
140 FOR X=Y+3 TO 253-Y
150 IF ABSRND%10<Y/10 THEN PLO
T13,X,Y
160 NEXT X
170 FOR X=0 TO Y+10
175 X=X+4+ABSRND%6
180 IF ABSRND%10<Y/10 THEN PLO
T13,X,Y
190 IF ABSRND%10<Y/10 THEN PLO
T13,(255-X),Y
200 NEXT X;NEXT Y
210 REM Rays
220 FOR Y=95 TO 0 STEP -1
230 FOR T=1 TO 91 STEP 20
235 XT=TANRADT
250 MOVE%(127-Y/XT),(Y+96)
260 DRAW%(127-Y/(TANRAD(T+10))
),(Y+96)
270 MOVE%(128+Y/XT),(Y+96)
280 DRAW%(128+Y/(TANRAD(T+10))
),(Y+96)
290 NEXT T;NEXT Y
300 END
```

July Competition Winners

Readers were invited in Issue One to submit programs to deal a pack of cards and to simulate the throwing of the dice in the Waddington's game of *Risk*. The competition produced a torrent of entries, many of which were of outstanding quality.

Commiserations to those who know they wrote brilliant programs, but haven't won! It wasn't easy and few people who tackled it got the question of the odds at *Risk* correct. In a nutshell, there are 7,776 different combinations of the dice. On 2,275 occasions the attacker will lose two armies, on 2,890 the defender will lose two. The rest of the time they lose one each. The odds therefore favour the attacker significantly. This confirms what I always thought when I used to play the game. If you believe someone is going to attack, you

It might have looked easy...

Attacker dice throw	Defender dice throw	Result
6,4,4	6,4	Attacker loses 2
6,4,4	6,3	Both lose 1
6,4,4	5,3	Defender loses 2

should get your own attack in first even if you have a smaller army – at least you can use the odds to make your enemy's losses greater.

After weeding out those with bugs, those which were illiterate (I grew tired of seeing 'Attacker loses two armies'), and those which lacked imagination, we were left with a hardcore of some 30 talented programs. The winners (chosen with the aid of a bloodthirsty 13-year-old cousin and a long-suffering girlfriend who hates computers but loves cards) were as follows:

Russell Ward, 30(a) Fairholme Rd, London W14

W.S. Powell, 22 Broadland Close, Kingswinford, W. Midlands

R.W. Martin, 82 Willmot Road, Sutton Coldfield, W. Midlands

P.J. Beaven, 73 Waterloo Rd, Crowthorne

M.W. Case, 109 Ferry Rd, Hullbridge, Hockley, Essex

Joan New, 26 Wardo Avenue, London SW6

R.W. & E.D. Prager, Old School House, Elsleck, Skipton, Yorks

R.A. Scott, 22 Tabley Close, Knutsford, Cheshire

S.A. Mills, 17 Rounton Rd, Church Crookham, Fleet, Hants

M. Sein (Address not supplied – please let us know!)

Their names are now being added to our computer mailing list for a year's free subscription to *Acorn User*.



Malcolm Hall looks at three likely-looking texts for beginners

DIY Basic trio

As has happened with many other micros, books on the BBC micro are now swarming into the shops.

Leaving the *User Guide* to later since it is part of the BBC microcomputer package, I will concentrate on the other two, which are aimed at the beginner who has just received a BBC micro and wishes to learn how to program. Both books cover all aspects of BBC Basic but do not include assembly language programming or using the operating system commands – these will obviously be the subject of books to come.

The authors have produced 'self-teaching' texts, which start with

'Equipment every programmer would like – bug spray'

'basic' Basic, assuming no previous knowledge. The reader is expected to be sitting in front of a microcomputer while working through the book, and, as all Basics are different, it will need to be the BBC micro.

The differences between the books lie in their style of 'self-teaching' and emphasis.

Tim Hartnell's book is written in sections each covering one Basic keyword, or a group of related keywords. The problem is that *beginners* are not sure why they wish to learn about a particular keyword – until they learn Basic.

The reader gets an explanation

■ *Basic Programming on the BBC Microcomputer* by Neil Cryer and Pat Cryer, Prentice Hall, 195pp, £5.95

■ *Let your BBC Micro teach you to program* by Tim Hartnell, Interface, 193pp, £6.45

■ *BBC Microcomputer System User Guide*, by John Coll, BBC, 518pp

of each keyword illustrated by several small programs which can be typed in and run. These include simple games and maths. Each is printed as a listing followed by, if possible, a copy of the results.

At this stage a few problems for the reader would have been useful, or even some suggestions on a program they could write using their new-found knowledge.

The last few sections are interesting in that they lead the reader into better things after spending many hours mastering Basic. The first covers writing draught-type board games and briefly explains the setting up of a draught board and making moves. There are then several programs, including draughts, Othello, mastermind, and a lunar lander.

The final section points the reader in the direction of writing better programs by 'structuring' and making them 'user-friendly' – a valuable chapter.

The second book by Neil and Pat Cryer, is in chapters each covering a particular topic, for example simple programming or loops.

Incidentally each chapter starts with a cartoon, including one

showing a piece of equipment every programmer would like – a can of 'bug-spray'.

As with the Hartnell book, each chapter explains various Basic keywords using short programs as examples. Within each chapter there are several 'activities' to try. This usually means typing in a program and modifying it as shown in the book to see what happens.

There is a discussion of the activities at the end of the chapter which explains what should happen and why. Since the main advantage of having a micro while learning Basic is that the reader can experiment, these provide a valuable starting point for such

'Beginners are not sure why they want to learn a keyword'

experimentation. At the end of each chapter various points are raised to help the reader sum up.

Chapters on file handling and writing games programs are particularly interesting. These set out in detail the use of the sound features, graphics and how to animate your graphics.

The final book in this trio costs around £300 to £400 and comes with a free BBC Microcomputer, – the *BBC User Guide*, not the pre-release but the full version.

The introduction states that it is not a Basic programming course but a reference book for using the BBC microcomputer system and

Publishers should send review copies of books related to computing to the Editor, *Acorn User*, 53 Bedford Square, London WC1B 3DZ.



BBC Basic. However, the guide is written in three main sections, the first of which is for beginners.

The second section is an introduction to Basic programming. This 'self teaching' section starts by using Basic commands and goes on to programming, covering most of BBC Basic. Each statement is introduced and illustrated by several programs with some explanation. This part is as useful as an introduction to Basic.

The final, and by far the longest, part is a reference section and lists BBC Basic's keywords with an explanation of each. This is definitely not for the beginner – but necessary and useful. Also included is assembly language programming using the operating system, and technical information regarding the system.

As a *User Guide*, I found it useful in that it has everything to start the computer with plenty of system information, which is all the experienced user needs. It does not pretend to be an introduction to programming, but the second

'Problems for some teachers'

section could get most users off the ground to begin their long nights of programming.

The BBC micro is now appearing in many schools where it will be used, and maybe programmed, by teachers. However, without the many hours of use the keen hobbyist finds, teachers will find the user guide difficult to use.

This applies equally to the first two books. They will both teach the reader to program in Basic, but it takes a long time, and practice. This is because all these books teach Basic and leave it up to the reader to decide how to use the language. That again is fine for the hobbyist, but sometimes a micro user has a particular problem, and would like to solve it first and then write the Basic program using just those parts of the language which are necessary.

Perhaps what will be needed is a problem-oriented book on how to program, and then what parts of Basic to use.

Simon Dally reviews the enigma of Ultra

A lucky break

The Hut Six Story: Breaking the Enigma Codes, by Gordon Welshman, Allen Lane, £8.95.

Gordon Welshman is one of the few surviving members of Bletchley Park's 'team within a team' which cracked the codes of the Enigma cipher machine and generated its now famous output, Ultra.

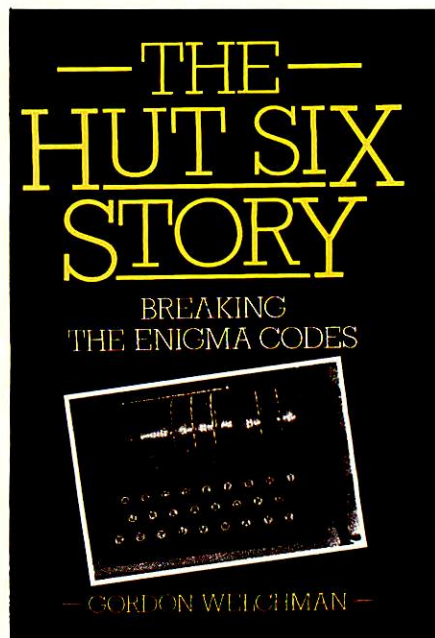
Though many books have been written about 'BP' and Ultra, this is the first which gives a full, step-by-step explanation, in words which an interested layman can follow, of how the machine worked and the codes were broken.

As such, it provides invaluable long sought-after information. The material available on Ultra in the Public Record Office has been censored to remove technical information. Indirectly, the author puts forward a plausible reason for this. After the war, he tells us, the British sold Enigma machines to foreign governments on the grounds that the ciphers were unbreakable!

This is not necessarily an example of a duplicitous sale of sub-standard goods. The author demonstrates convincingly that despite the breathtaking mathematical and organizational firepower which the Allies – and the Poles before them – brought to bear on Enigma, the real weaknesses was not in the machine itself, but with the German operators.

Time and again the German mania for formal titles, and stereotyped messages at fixed times provided an entry point into the way the wheels were set for the day.

'One simple technical change would have put Hut Six virtually out of action'



Gordon Welshman came from Cambridge to work with Ultra

The Bletchley Park team in 'Hut Six' was indebted to one operator who invariably reported that he had nothing to report!

Mr Welshman also shows how one simple technical change to the plugs or 'steckers', would have put Hut Six virtually out of action. He ends a whole chapter on this theme with the sobering observation: 'We were lucky.'

The book is a brilliant addition to the literature on the Enigma machine. Part detective-story, part history, part mathematical theory, part character-study of the key participants at Hut Six, it should appeal to a wide range of computer hobbyists.

BITS & BYTES

44 Fore St. Ilfracombe, Nth Devon. Tel: (0271) 62801

ACORN DEALERS, BBC, DRAGON, VIDEO GENIE SALES & SERVICE

Atom Micros	BBC Upgrade Kits
Colour Monitors	BBC printer interfaces
Seikosha GP100A Printers	5¼" Floppy Discs
Monitors - 12" B/W	C-12 Cassette Tapes
Monitors - 12" Green	Cassette Recorders
5¼" Disc Drives (C/W P.S.U. & CASE)	Continuous Stationery Software
	Software written to order

REPAIRS & SERVICE

To all Micros

Timeshare your Colour Monitor with the Family

Colour TV-RGB-PAL Video

£299 inc. vat

PortaTel LUXOR
TV Receiver
14" Colour Monitor
RGB3711

BBC Micro lead included

Excellent resolution, geometry



A recent addition to the PORTATEL Monitor range is the RGB 3711. Priced at just £299 inc. VAT, it compliments the Home Computer perfectly being suitable as the second domestic TV and an excellent resolution Monitor.

Based on Sweden's LUXOR range of quality Colour Televisions it has front panel switching to TTL level RGB signals with positive or negative synchronisation, or PAL encoded composite Video at 1 volt, 75 ohms. Included is a 6 pin DIN connector for use with the BBC Micro 'B' model.

PortaTel conversions limited

25 Sunbury Cross Centre, Staines Road West,
Sunbury-on-Thames, Middlesex. TW16 7BB
Telephone: Sunbury-on-Thames 88972

THE ACORN SPECIALISTS

ATOM & BBC MICROS

- Upgrades • Add-ons • Books
- Peripherals • Software

EX STOCK

ACORNSOFT BUG-BYTE PROGRAM POWER

Available over the counter.

MAIN **BBC** AGENT FOR
WARRANTY REPAIRS & SERVICE



adventure BBC

Colossal Adventure .. 16K/32K .. £8/£10

The classic mainframe game "Adventure" with all treasures and creatures of the original. And with 70 extra rooms!

Adventure Quest .. 16K/32K .. £8/£10

From the great forest, up orc mountain, braving fire,, marsh and darkness on a quest against Tyranny. Face vampires, demons, wizards, 200-foot worms . . .

Adventure games are fascinating. You enter English phrases and the computer acts as a window to worlds of magic.

Every Level 9 adventure has over 200 individually described locations and a game may take weeks to solve! Only our combination of data and code compaction allows so much to be provided.

FREE P&P. NO VAT. Money back if unhappy.

Supplied on TDK cassettes. Send order, describing your computer, or a SAE for full details of all our BBCpu games to:

LEVEL 9 COMPUTING

229 Hughenden Road, High Wycombe, Bucks



DEALER LIST

Official Acorn Dealer List in the UK

Acorn dealers stock and service the Atom computer, Acorn systems and Acornsoft software. Many also offer service facilities for the BBC micro and these are marked with an asterisk. The Acorn dealer not only sells computers and peripherals but provides vital customer support. Most have recently attended technical seminars in Cambridge to ensure that they deal effectively with customers' enquiries. In addition, Acorn supply dealers with specific test and diagnostic equipment to speed fault finding.

LONDON Cavendish Sales E1 01-247 3453 Canonbury Radio 01-226 9392 *Centre of Sound W11 01-727 0511 *Group 70 E18 01-505 7724 *Micro Store SW3 01-352 9291 *Off Records SW11 01-223 7730 Paul Electrical SW20 01-542 6546 PAJ Rental Ltd NW4 01-368 0572 REW West End Video Centre WC2 01-240 3366/7 RA Bailey Ltd SE26 01-693 1818 *Technomatic Ltd NW10 01-723 0233 The Video Palace W8 01-937 8587 AVON *Microstyle Bath 0225-334659 BIRMINGHAM Quality Radio & Television Co B14 021-444 2889 Typewriter Centre (Erdington) B23 021-387 9185 *Typewriter Centre (Head Office) B5 021-622 5385/7 Typewriter Centre (Dudley Road) B18 021-455 9111 Typewriter Centre (Kings Heath) B14 021-444 7349 BEDFORDSHIRE *Broadway Electronics Ltd Bedford 0234-213639 BERKSHIRE *Windsor Computer Centre Windsor 07535-59077 BUCKINGHAMSHIRE A L Wheeler Ltd Great Missenden 024-06 2560 *Tara Ltd Wendover 0296-623915 *Hi-Vu Electronics Wolverton 0908 312808 CAMBRIDGESHIRE *Ardent Personal Computers Peterborough 0733-47767 *Cambridge Computer Store Cambridge 0223-65334 *Control Universal Cambridge 0223-358757 CHESHIRE Bellard Electronics Ltd Upton 0244-380123 *Northern Computers Warrington 0928-35110 CLEVELAND *Customised Electronics Limited Middlesbrough 0642-247727 CORNWALL *Brewer & Bunney Camborne 0209 712681 Microtest Ltd Bodmin 0208 3171 DERBYSHIRE *Datron Micro Centre Derby 0332-380085 *First Byte Computer Systems Ltd Derby 96 365280 DEVON *Bits & Bytes Itiracombe 0271-62801 Devon Computers Paignton 0803-526303 	DORSET Landsowne Computer Centre Bournemouth 0202 23776 ESSEX *Ardent Business Systems Colchester 020-637 368 *Computers for All Romford 0706 81725 *Emprise Ltd Colchester 0206 865926 GLOUCESTERSHIRE Computer Shack Ltd Cheltenham 0242 584343 Independent Computer Consultants Tewkesbury 0684 298033 HAMPSHIRE *Electronique Porchester 0705-325 354 Hugh Symons Group of Companies Bournemouth 0202 23776 *R D S Electrical Portsmouth 0705-812478 *R M K Electronics Ltd New Milton 0425-616110 HEREFORDSHIRE Kempson's Hereford 0432 3480 HERTFORDSHIRE *Compshop Ltd New Barnet 01-441 2922 *Computer Plus Watford 0923 33927 H F Sheffield Ltd Abbots Langley 092 77 63184 Intelligent Artifacts Ltd Royston 0233 207689 *D Tek Systems Ltd Stevenage 0438 65385 HUMBERSIDE *Computer Facilities Scunthorpe 0724 63167 *Vicon Computer Systems Cleethorpes 0472 58561 KENT Kent Computers Herne Bay 02273 68900 Kent Micro Computers Maidstone 0622 52794 *M D Wright Data Services Canterbury 0227-69090 LANCASHIRE Almaine Co Colne 0282 863520 J Lambert (Radio) Ltd Burnley 0282 71459 Merit Computers Ltd Wigan 0942-495821 Microsize Ltd Birmingham 0468 62180 *NSC Computing Shops Ltd Manchester 061-832 2269 LEICESTERSHIRE *D A Computers Leicester 0533 549407 Percy Lord & Son Ltd Wigton 0533 786033 Pratt Bros (Leicester) Ltd Blaby 0533 773020 *R H Murrell Ltd Loughborough 0509 214444 *TB Computer Services Market Harborough 0536 770884 LINCOLNSHIRE *Oakleaf Computers Grantham LIVERPOOL/ MERSEYSIDE BLC Computer World Liverpool 	*Data Exchange Ltd Birkenhead 051-647 4213 *Liverpool Computer Centre Liverpool 051-236 2000 Tisdalls Newton-le-Willows 09252 5577 MIDDLESEX *Microage Electronics Edgware 01-859 7119 *Twickenham Computer Centre Twickenham 01-891 1612 NORFOLK *Anglia Computer Store Norwich 0603 29651 NORTHAMPTONSHIRE *MA Electrical Installations Irthlingborough 0933 650133 NORTHUMBERLAND Tom Newton & Sons Wooler 066 82221 NOTTINGHAMSHIRE *Leaslink Viewdata Ltd Nottingham 0602 396976 H N & L Fisher (Huthwaite) Ltd Sutton in Ashfield 0623 53435 *Mansfield Computers & Electronics Mansfield P R Hartley Ruddington 0602 213492 S P Electronics Hucknall 0602 632467 SHROPSHIRE Com-tel Newport *Jenneth Services Ltd Bridgnorth 07462 5287 SOMERSET *Somerset Business Computers Taunton 0823-52149 *The Computer Room Yeovil 0935-20268 STAFFORDSHIRE Typewriter Centre Wolverhampton 90-27627 SUFFOLK CE Matthews & Co Ipswich 0473 215666 *Micro Management Ipswich 0473 59181 S Emery & Co Bungay 0271 62503 SURREY *JS Simmet Computers Ltd Kingston upon Thames 01-546 3793 *PJ Equipments Ltd Guildford 0483-504801 *3D Computers Surbiton 01-337 4317 SUSSEX *Castle Electronics Hastings 0424-437875 *Datex Micros Worthing 0903-39290 Garner Brighton 0273-698424 *Microcentre Bognor Regis 0243 827779 TYNE AND WEAR *H C S Gateshead 0632-821924 Newcastle Computer Services Newcastle-upon-Tyne 0632-761168 WARWICKSHIRE Carvell Rugby 0788-65275 WEST MIDLANDS A E Chapman & Co (Old Hill) Ltd 	Cradley Heath D F Gibbs Ltd Coventry 0203 87432 H & H Business Systems West Bromwich 021-553 7606/7 Itek Systems Coventry 0203-661162 Micrologic Ltd Halesowen 021-550 8036 Richard Morris (Electrical) Ltd Warley 021-429 1161 *Taylor Wilson Systems Ltd Solihull 0545 6192 Typewriter Centre Coventry 0203-28799 Typewriter Centre Walsall 92-27583 Typewriter Centre Sutton Coldfield 021-355 6789 *Walters Computer Systems Ltd Stourbridge 03843-70811/2/3 YORKSHIRE Arthur Yates Ltd Ripon 0765 2737 *Customised Electronics Ltd Leeds 0532-792332 Supplies Sheffield S10 0742-755105 *Datron Micro Centre Sheffield S2 0742-585490 *Elitec Services Ltd Birlford 0274-491371 Graham's Telecom Barnsley 0226-5031 Micro Power Leeds LS7 0532 663186 *Superior Systems Ltd Sheffield 1 0742-755005 WALES *Buccin Ltd Swansea *Cardiff Microcomputers Cardiff 0222-373072 *Cardigan Electronics Cardigan 0239 614483 *NE Wales Micro- processor Centre Flint 0244-816236 K I B Computers Wrexham 0978-822465 SIR Computers Cardiff 0222-616065 SCOTLAND *Eaco Computing Glasgow 041-4275497 *Highland Micro- computers Inverness 0463-221544 Ian Hutchison (Leven) Ltd Leven 0333-23870 J H Donald Ltd Hurlford McQueen Systems Ltd Galashiels 0896-4866 *Personal Computers Ayr 0292-285082 *Service Centre Greenock 0475-20228 Silicon Centre Edinburgh 031-332 5277 W M Coupar Blairgowrie & Dundee 0382 2436/7 NORTHERN IRELAND *C E M Microcomputer Services Belfast 0232-44111/43564 CHANNEL ISLANDS *Channel Data Processing (Jersey) St Helier 0534-24333/72897 ISLE OF MAN *Typestyle Ltd Onchan 0624-25890/24550 ISLE OF WIGHT Excel Bemsbridge 098 387 2578
--	--	--	--

C.J.E. Microcomputers

MISSILE CONTROL the first implementation on the BBC Micro of the popular arcade game **£9.00**
 MAZE MAN an authentic version of the popular arcade game. **£6.00**
 BALLOONS a highly original game that soon becomes compulsive playing. **£6.00**
 DISSASSEMBLER the memory dump routine includes a scrolling back in memory facility. **£5.00**

30+ PROGRAMS FOR THE BBC MICROCOMPUTER

This Book contains program listings, with explanations & tips on using the BBC Micro

GAMES UTILITIES GRAPHICS & MUSIC 'ASTRO RUN' 'FASTFINDER' '3D GRAPHICS'...

Most programs will run on Model's A & B Edited by C.J. Evans, various Authors.

A pair of cassettes with all the programs is available.

BOOK **£5.00**

BOOK & CASSETTE SET **£9.00**

CASSETTE LEADS for the BBC Micro

The BBC Micro comes with an incomplete lead cassette lead
 7Pin Din to 2x3.5mm & 1x2.5mm minijacks **£4.00**
 7 Pin Din to 5Pin Din & 2.5mm minijack **£4.00**
 7Pin Din to 7Pin Din **£4.00**
 7Pin Din PLUGS Two for **£0.65**
 6Pin Din PLUGS for (RGB socket) Two for **£0.65**
 5Pin Din PLUGS (360' for RS232) Two for **£0.65**

RS423 LEADS

RS423 TO RS423 (BBC Micro to BBC Micro)
 Allows two BBC Micro's to 'talk' to each other
 Two metre cable **£4.00**
 Four metre cable **£5.00**

TELEVISION/MONITOR LEADS

Phono plug to Co-ax with high quality cable **£3.00**
 BNC Plug to Phono plug (i.e. BBC Micro to Rediffusion TVRM) **£2.20**

PRINTER CABLES

BBC to 36 way Centronics Type connector **£17.00**
 BBC to 25 way D Type (For use with RS232) **£9.50**
 BBC to 40 way edge connector (Centronics 737/739) **£20.00**
 TORCH to 36 way Centronics Type connector **£20.00**

BBC UPGRADE KITS

RAM UPGRADE 8 x 4816 (100ns) Special offer **£19.00**
 Full Upgrade kit **£62.00**

PRINTERS

STAR DP8480 From **£250.00** inclusive of VAT

80 CPS : 80/96/132 COLS
 BIDIRECTIONAL LOGIC SEEKING
 TRACTOR WITH FRICTION FEED

CENTRONICS £217.39 + £32.61 VAT = **£250.00**
 RS232 £235.00 + £35.25 VAT = **£270.25**
 (*@HR SECURICOR DELIVERY FOR PRINTERS £8.00)

VAT included where applicable

POSTAGE Add 50p on all Orders under £10.00

C.J.E. MICROCOMPUTERS

Dept (AU), 25 HENRY AVE, RUSTINGTON
 W.Sussex. BN16 2PA (09062) 6647



Let the machine speak for itself

Sir, As an owner of a BBC model 'B' micro I have, like many others, been outraged at the claims that have been made by Sinclair and his friends in the publishing trade about the Spectrum. It was to be expected that *Acorn User* would publish some sort of statement attacking Sinclair's claims. However, I had hoped that Acorn would not sink to Sinclair's level in making claims or statements which are not true.

It seems to me ridiculous that both Hauser and Beverley should argue that the BBC model 'A' can go up to 96k when a second processor is added. The Sinclair ads, showing a direct comparison between a model 'A' and Spectrum were correct to assert that the model 'A' had 32k maximum RAM. This figure is correct and in any event to talk of a second processor implies that the model 'A' has the Tube - it does not. There is no doubt in my mind that for the cost of upgrading to a model B and purchasing a second processor (effectively another micro) the user could find a firm prepared to modify his Spectrum so it too had 96k.

The other allegations made against Sinclair are undoubtedly true - but do you have to resort to sensational headline like "The kids can use the Spectrum - I shall work with the Beeb" (not what Paul Beverley really said in his text). Sinclair owners must have guffawed out loud when they found out that the result of these libelous claims was that Hauser 'was considering taking the matter up with the Advertising Standards Authority' - is he really that unsure of his facts?

No, let the machine speak for itself and do not resort to the cheap jibes that Sinclair seems so fond of.

That aside, I very much enjoyed your second issue. In particular I enjoyed Joe Telford's article (very enlightening) and also that by Andy Hopper (I'm a systems programmer and know nothing of hardware but found his article readable and enlightening). No doubt people will tell me I'm missing the point when I say that I learnt nothing about the BBC micro when reading Brian Reffin Smith's irrelevant article on art!

One small point: I have been trying the 'Code-breakers' on page 56 and there is definitely a mistake in the first one. Line 4 'X JEV' should be one word 'XJEV' (five) and the third word on line 3 should read 'UJSVKGHVOL' (widespread) and not 'UJSVKGHJEV' (widesprive!) Since there were mistakes in this 'easy' code-breaker, I have not dared to attempt the 'difficult' one.


Ian Smith

Eastleigh

Hants

You may rest assured that Hermann Hauser is certain of his facts, but when *Acorn User* went to press, it was not clear what had happened at the ASA. In fact, many of Acorn's complaints had already been made by other people. This is what Hauser was uncertain of.

Paul Beverley's quote was an accurate paraphrasing of what he



said - and taken in context with the rest of the article it is not sensational, merely a conclusion.

You are right that the BBC machine can speak for itself - but the voice synthesis is not widely available yet.

As for your final point on the 'Codebreakers' - the November issue of *Acorn User* will answer that!

To err is human

Sir, I enjoyed the new magazine very much, and was particularly pleased to see a listing enabling me to use my BBC micro as a dumb terminal. But dare I try it? On page 25 you show a very nice program demonstrating all modes and colours and an error trap, and the author notes that there are no errors in the program. I have found three:

line 160 - reads P> instead of P.
line 100 - last variable should be X + 128, not Y
line 139 - needs a third NEXT (to match the FORs in lines 30, 50 and 60).

I can find simple errors and correct them in Basic programs, but not in machine code, so please try and avoid them!

More positively, I want to know how to connect my BBC micro to either a larger speaker or to an amplifier, to do more justice to the excellent sound facilities. Any ideas?

Douglas Weller

Birmingham

Yes, we admit it, you're right. Despite stringent checks on programs, these errors crept through. But, as Frank Spencer would say: 'Every day, in every way we're getting better and better.' (We hope.)

To connect a loudspeaker, use the existing plug under the keyboard and adjust the volume potentiometer to supply an enlarged unit.

Character spacings and hamfists

Sir, May I ask you to cast a little light on the following points about the BBC micro.

Whilst it is not difficult to work out how to drive characters one character position at a time, I cannot work out how to smooth out movement by moving in steps of 1/4th of a character (1 pixel position) at a time.

Letter \square and number 0 are too close for my hamfist. I regularly lose my chance to run the OLD program by creating instead a one instruction program - 0 LD! Is mine a common problem: could the action not have been made illegal? Having got into the impasse is there anything I could do to get out?

How can I save typing and programming time by using my cassette to store useful PROC routines?

Trevor Butterworth
Warrington

If you want to print characters closer together than a character spacing you can do so in the following way. Select a screen mode other than mode 7, for example mode 5. Type the command VDU5. Use the move command to move to a particular location on the screen and then use the print command to print the character. Then use the move command to move to another location and again use print to print characters.

The command VDU5 causes all printed output to be positioned

where the graphics cursor is on the screen. The graphics cursor can be positioned much more finely than the text cursor and as a result one can print characters very close to each other or indeed overlapping each other.

The keyboard layout is, as I am sure you realise, standard and I think that it would have been imprudent to have changed that. However, I do accept your point about loosing programs. The only advice I can give you is take care! The program is still in store but it is not easy to recover it. If you are interested I suggest that you examine the contents of memory beyond hexadecimal E100.

You will be able to determine the internal format used in storing programs and to see the first 10 or so bytes will have been corrupted. However, unless you are familiar with the use of indirection operators I suggest you leave it alone.

It is possible to save procedures on cassette and then call them in as you want. The secret is to save the individual procedures in ASCII format instead of internal format. If a procedure is saved in ASCII you can load that single procedure in without loosing all other programs using the command *EXEC. The technique used is explained in chapter 37 of the new User Guide on page 402.

New MOS - is it free?

Sir, With regard to the new 1.0 machine operating system, can those of us with the 0.1 version expect to have it replaced free of charge under guarantee?

Also, on my board (model A) there is a space marked D9, but no diode there. Is this correct?

Colin Farquhar
Aberdeen

The first answer is no, although it is replaced free for disk and Econet upgrades.

The second answer is yes, it is correct. There is no diode fitted there.

Cassette fix

Sir, I read with interest the letters from your correspondent Ronald Alpar in October's *Acorn User*.

I had similar problems in retrieving programs from cassette. I telephoned the BBC and Acorn and was unable to get a satisfactory answer. I tried four different tape recorders with no success.

Finally I contacted a friend who was using an Acorn Atom.

He had no problems using a Boots Audio Recorder Model CR325. I purchased one (about £23) and found it solved the problem. I now get 100% readback and lose no programs.

Peter White
Coulsdon, Surrey


Cassettes do vary from make to make and even sometimes between individual machines. As a general rule, keep the volume and tone high.

Open the box?

Several readers have written in about upgrading their model As and making other alterations to the BBC micro.

You can do this without destroying the six-month guarantee, as long as the rest of the machine is left alone.

This assurance has come from Acorn so take care when you make alterations and ensure the additional parts are as recommended by the company, or dealers.



Disc upgrades

Sir, I have a BBC model A which is being upgraded to a model B. Do you have to use a BBC disk drive with this and do you need a disc controller?

Mr Gunawardena
London

You can use various makes of disc drives with the BBC machine, but the machine must be modified to include the disc interface. The modification should be carried out by a dealer.

BBC MICRO

● scientific & educational applications ●

COMPLETE HARDWARE & SOFTWARE PACKAGES
FOR MODEL 'B' BBC MICROCOMPUTER SYSTEM

Temperature Sensing/Logging	19.50
Illumination Sensing/Logging	18.00
Humidity/Temperature Sensing/Logging	24.00
Real Time Clock/Calendar	35.50

ALL PRICES INCLUDE P+P and VAT

manuals only available at 1.40 each

ALL SOFTWARE PROVIDED ON CASSETTE

Please Note:- data logging packages require
a cassette recorder with REMOTE MOTOR CONTROL

Chris Hall Software Engineering

Department B
47 Bush Lane
Freckleton
PRESTON PR4 1SB

BBC MICRO

BBC Micro-Aid(A.10)

SOFTWARE - Programs that are guaranteed to run! Save hours of work and worry with these utilities and practical programs on cassette.

1 Cashbook A	Double entry Cashbook using DATA statements.	£ 3.95 A/B
2 Cashbook B	As above using cassette files.	£ 3.95 A/B
3 Mailing A	Database for mailing system with 6 options.	£ 3.95 B
4 Mailing B	Cassette file option of above.	£ 3.95 B
5 Payroll	Two part program to handle weekly wages for around 100 employees. Fully supported.	£11.90 A/B
101 Cards	Beat Bruce Forsyth at his own game.	A/B
102 Battle	Fast moving simulation of Falklands minefield.	£ 2.50 B
501 Banner	Print out large text and graphic characters.	£ 2.95 A/B
502 Distances	Graphic maps of UK EUROPE & WORLD. Calculates distances between any two points on Earth.	£ 2.95 B
503 Flags	Full colour flags of the world. Educational.	£ 2.95 B
504 Statpack	Statistics offering over 18 options.	£ 7.95 B
801 Searchbas	PROC to search a BASIC program & alter it.	£ 1.95 A/B
802 Procvar	PROC to list all variables used in a program.	£ 1.95 A/B
803 Procfush	PROC to clean out memory including integers.	£ 1.00 A/B
804 Procaid	A combination of 801, 802 & 803.	£ 2.95 A/B
805 Defchr	Design graphic characters, display and store.	£ 2.95 A/B
806 Sortm/c	Machine Code Bubble sort for up to 255 integers.	£ 1.00 A/B
807 Sortbas	A very fast BASIC sort. 1000 items in 42 secs.	£ 1.00 A/B
808 Utility A	A combination of 801 - 807. Super value.	£ 4.95 A/B

Hardware An aluminium stand to fit over the BBC Micro to support your VDU or T.V. Saves space on your desk and protects your micro from damage. £ 19.95

Anodised super quality
Painted Black Standard £ 17.50

Pen-friends Communicate with other enthusiasts. 10 names for £ 1.00

Holidays Weekends in Paris for computer enthusiasts by coach and including three star hotel. Have fun and make friends. £ 39.50

Easter at Bude in Cornwall for a computer jamboree. Caravans for up to 6 people at a per caravan price of July and August prices £110 and £120 per week. £ 10.00 per day

Visit Silicon Valley in California for two weeks, flying with Pan-Am. See San Francisco, Los Angeles and Vegas. £495.00

If you want further information before parting with your hard earned cash drop a line to:-

Micro-Aid,

25 Fore Street, Praze, Camborne, Cornwall. TR14 0JX
Tel: 0209-831274

BBC Micro

SYNTHISISER

£9.95

YATZE

£5.95

CHARACTER GENERATOR

£4.95

All programs include one free program and include postage and packing.

The BUS Company
16 Colwill Walk Mainstone
Plymouth Tel: (0752) 781037

BUSCO

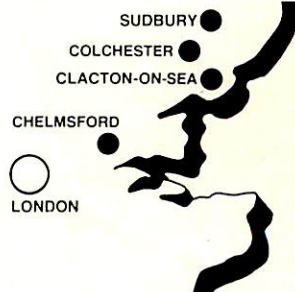
BBC USER SOFTWARE



PHONE US FOR THE BEST PRICE ON ACORN

SALES & SERVICE AVAILABLE

ESSEX
&
SUFFOLK



EMPRISE

(0206)
CALL US NOW 865926

58 EAST STREET
COLCHESTER ESSEX
CO1 2TQ
TEL (0206) 865926

Also branches at:
CHELMSFORD TEL (0245) 356834
SUDBURY TEL (0787) 310110
CLACTON TEL (0255) 431296





Workshops and talks in Norwich

Norwich and District BBC Microcomputer User Group (N & DBBCMUG for short?!) meets twice a month in Room A22 of Norwich City College. On the second Tuesday during term-time there is a workshop - bring your own hardware - which is usually followed by a short talk. On the fourth Tuesday demonstrations are given by invited speakers.

Meetings this autumn include:
12 October: workshop and introduction to machine code including demonstrations of Peeko-Computer - machine code simulation program.

October 26: starting to use the assembler on the BBC micro.

November 9: workshop, more on

assembly language and practical exercises.

November 23: talk - Any suggestions? Any offers?

December 14: workshop including use of word processing packages.

Membership costs £3. Details from Paul Beverley, Electronics and Electrical Engineering Dept., Norwich City College, Ipswich Rd, Norwich NR2 2LJ. Tel (0603) 60011, ext. 233.

And yet more . .

■ **Fareham and Portchester Amateur Computer Club** was established in 1980 and has now organised a referral service and users group for the BBC microcomputer. The group meets at 7 pm on the third Monday of each month at the Porchester Community

Centre. For details contact: Peter Smith, 23 Sandy Close, Petersfield, Hants. Tel: Petersfield 4059 (evenings).

■ **The Amateur Computer Club** is not tied to any particular machine, but acts as a co-ordinating body for regional user groups. It publishes a magazine - *Accumulator* - six times a year and holds regular meetings and exhibitions. Membership and details from Rupert Steele, St John's College, Oxford, OX1 3JP.

■ **Harrow Computer Group** meets on alternate Wednesdays at 7pm in room G43 in Harrow College of Higher Education, or when closed, in 'The Plough', Kenton Rd. Details can be confirmed on 01-950 7068. Information from N.P. (Bazyle) Butcher, 16 St Peter's Close, Bushey Heath, Watford WD2 3LG. ☎

Anybody else out there? Contact Acorn User, 53 Bedford Square, London WC1

CLUB CONTACTS

● Mr J. Ashurst
Acorn Computer Users Group
 Abraham Moss Centre
 Crescent Road
 Manchester 8

● Mr P. Beverley
Norwich Area Acorn User Group
 Room 12a, Norwich City College
 Ipswich Road
 Norwich NR2 2LJ

● Mr B. Carroll
 The Cottage, 42 Manor Road
 Aldershot GU11 3DG

● Mr M. Christiansen
BBC Users Group
 Marienlystveien - Stavne
 N-7000 Trondheim
 Norway

● Mr J. Craig
National BBC User Group
 40 Mount Pleasant Avenue
 Wells,
 Somerset BA5 2JQ

● Rupert Steele
Amateur Computer Club
 St John's College
 Oxford OX1 3JP

● Mr D.L. Evans
 23 Hitchin Road,
 Henlow Camp
 Bedfordshire

● Mr J. Price
 Bedford House
 27-28 St George's Road
 Brighton
 Sussex

● Paul Barbour
Laserbug
 4 Station Bridge
 Woodgrange Road
 London E7 0NE

● Mr C. Rutter
Medway Atom Users Club
 St John Fisher School
 Ordnance Street
 Chatham
 Kent

● Mr P. Frost
Atom Users Group
 18 Frankwell Drive
 Potters Green
 Coventry CV2 2FB

● Robin Bradbeer
Association of London Computer Clubs
 Polytechnic of North London
 Holloway
 London N7 8DB

● Mr T.G. Meredith
Acorn Atom User Group
 Sheerwater,
 Yealm View Road
 Newton Ferrers
 South Devon

● Mr C.M. Rutter
Manchester Atom Users' Group
 3 Leopold Avenue
 Withington
 Manchester M20 8JG

● Mr R. Luff
Kingbee
 54 Arlington Close
 Kingswinford
 West Midlands

● Steve White
Atom/BBC User Group
 c/o Superior Systems Ltd
 178 West Street
 Sheffield
 Tel: (0742) 755005

● N.P. (Bazyle) Butcher
Harrow Computer Group
 16 St Peter's Close
 Bushey Heath
 Watford WD2 3LG

● Richard Green
Muse
 22 Tennyson Avenue
 Hull HU5 3TW

● **Muse** (for teachers)
 Freepost
 Bromsgrove
 Worcs B61 7BR

● **Beebug**
 374 Wandsworth Road
 London SW8 4TE

● Peter Smith
Fareham and Portchester Amateur Computer Club
 23 Sandy Close
 Petersfield
 Hants.



Waiting for micro

I am a computer widow – second fiddle in my home and husband's affection to a 3-week-old, night-feeding BBC microcomputer.

It arrived overdue, just as my husband was nearing the brink of nervous collapse.

Every morning he would phone from work to see if the postman had brought the precious parcel. And if not, why not?

Once he insisted I ask the postman the next time that I saw him. I felt rather silly, asking the postman if he'd seen a parcel addressed to my husband, about so big by so big, hanging around anywhere?


Friends down south had all received theirs – why not us?

Things went from bad to worse. I got to the point where my husband was asking the children if mummy had hidden the parcel until he had finished doing the painting, long overdue, on the outside of the house, or caught up with reading his Open University units.

But such thoughts were never further from my mind. I was more anxious about the arrival of this computer than the rest of the nation had been about the arrival of the Royal baby. I felt the family were taking sides, as often I heard them planning how they would open it while I was watching Coronation Street with the cat!

Well, on the last Monday in June, the first twinge came when the doorbell rang as we were finishing our breakfast. My husband had forced down two Wheat-a-bix, and a cup of coffee. No one moved. All eyes were on him, the expectant father.

When the bell rang for the second time, confirming that no one was hearing things, I found myself alone, deserted.



Mrs Ronnie Rowsell tells of her fate in the Diary of a Computer Widow

It was a parcel. And it was carried ceremoniously into the dining room, where layer upon layer of packing was carefully shed. I couldn't bear to look, and was just about to rise from the table when a terrible thing happened.

It wasn't the computer at all, but a mere cassette recorder. He couldn't speak. I could see his mouth moving, but nothing was coming out. The children were speechless too, and I did not speak for fear of getting the damn thing rammed down my throat.

The only one who dared make a noise was the starving cat, neglected by the parcel. I thought a coronary would surely follow, but no, my husband's self-control was unbelievable. He drove to work shortly afterwards and did not crash the car once.

About a week later, the long-awaited event happened, and I handed over to an anxious man his brand new BBC microcomputer. He smiled in anticipation then proceeded to tear upon the parcel with the strength and enthusiasm of the Incredible Hulk.

The children were eager to catch

a glimpse of the almost legendary box that was to take their daddy away from them.

I tried to get into the mood for pressing buttons for the rest of the evening, by requesting *Space Invaders* to be typed in first. But I didn't realise it had to be worked out first then typed in taking some four weeks difficult work, the expert told me.

Everyone except me adjourned to the lounge armed with plugs, leads and wires, and I was left in peace to wash up. Then I peeped in to see what was going on. My husband had his head in his hands, and looked very upset.

In a wifely way, I asked: 'What's the matter pet?' He replied: 'The coloured television has broken down.'

I suggested he used the black and white set in the children's nursery – but honest pet! I wasn't making fun. I didn't realise it was a brand new BBC colour microcomputer you'd bought!

But I have learned a very valuable lesson from this exercise. As well as fetching his computer magazines and paying for them I am going to read them as well!



► continued from page 38

have extended this to 96 to include lower case. It could be extended further to produce user-defined graphics provided you can spare the memory for 96 characters. This needs 768 bytes and leaves a 12k Atom with only 3½k.

The other facility provided by this program is high resolution graphics dumps. Using the subroutines explained earlier this is a fairly simple task. The screen memory for graphics mode 4 is arranged as 192 lines of 32 bytes. The routine at LL34 scans this and at the start of each line it calls LL2 to wait for a margin before sending the 32 individual bytes to the print byte routine. This is repeated until all 192 lines have been printed. Printing out other graphics modes is possible but mode 4 is the most suitable because both it and the printer have a horizontal resolution of 256 dots.

The printer controller is given in program 1. It is written entirely in machine code and on an Atom with 5k of textspace it should be

assembled at 3780 leaving ¾k for the character set definitions. If you have an Atom with a different amount of memory you can relocate the program by changing the address in line 30. In case you need it again, save the program after you have run it and load program 2. This is to accept the character set data in program 3 and put the table at #3900 to #3BFF. To use it, just type in the hex digits exactly as given. The Atom will add all the spaces and move on to the next line when required so you won't ever need to press return. If you make a mistake just press 'M' to delete the last digit or byte and then retype it. When all 768 bytes have been entered it will automatically check the table by totalling the bytes and comparing the result with 181778. If it's wrong you'll have to find the error by printing out the character set.

Save the whole program with

#SAVE "PRINTER"3780 3BFF

Now whenever you want to use the printer, load the program with

#RUN"PRINTER"

This loads the printer then links to #3780 initialising the new printer routine. Control B (or \$2) will now enable the printer and control C (or \$3) will disable it. Try

P.\$2"This is an example"\$3

to test it. Note that the lower case is actually printed in lower case and not inverse as it is on the screen. Also, it is still printed on the screen. If you don't want this, use the VDU control codes to turn off the screen. If you want to list a program just to the printer type

P.\$21\$2

P.\$6\$3

to return it to normal when it has finished. Remember that if you ever have to press break after loading the new printer routine type LINK#3780 to initialise it again.

Graphics mode 4 dumps can be achieved by LINK #38A3 for black on white outputs or LINK#38A8 for white on black outputs.

LET ACORNSOFT OPEN THE DOORS TO YOUR IMAGINATION

BBC Microcomputer or Acorn Atom

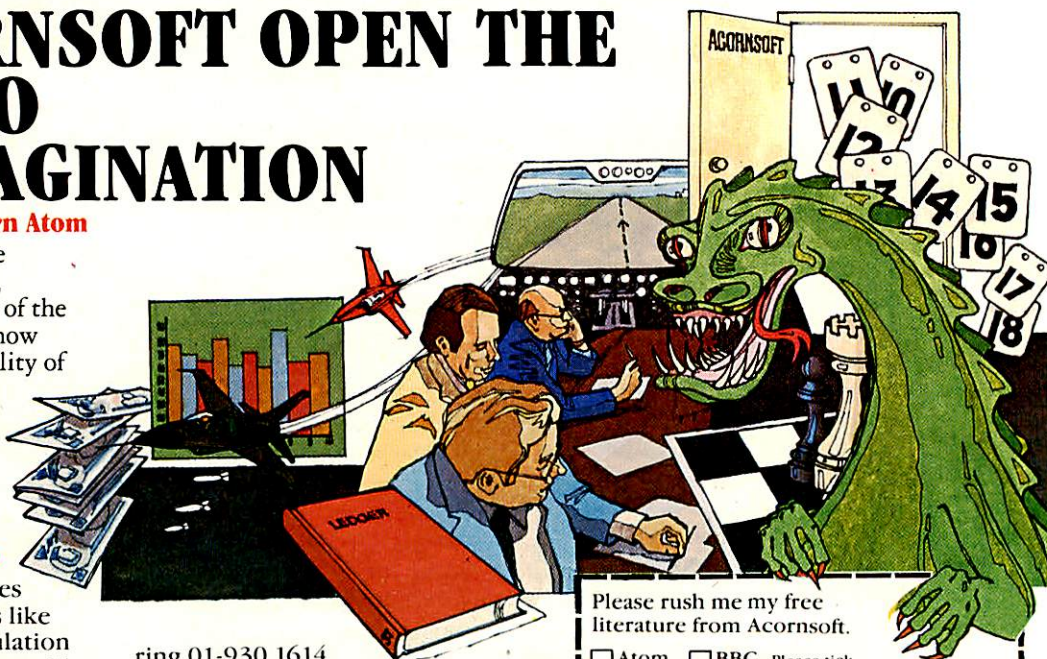
Acornsoft is the software division of Acorn Computers, designers and manufacturers, of the BBC Micro and Atom. We know better than anyone the capability of the machines, we know how to get the very best from the hardware. And we have produced a range of exciting games, exacting business and useful household software.

The Biggest Range Available

Acornsoft software ranges from authentic arcade games like Snapper to Algebraic Manipulation to Desk Diary to other languages like FORTH and LISP. Striking colour, amazing sound effects and powerful graphics are all used to the full. And it does not stop there. There is a complete range of manuals, accessories and plug-in ROMs.

Free Brochures

Just clip the coupon or write to us and we will rush our catalogue absolutely free. Can't wait for the post



ring 01-930 1614 now! Don't delay—do it today. Let Acornsoft help you get the best from our machine and open the doors to your imagination. Acornsoft and Atom are registered trade marks of Acorn Computers Ltd.

ACORNSOFT

4A Market Hill,
CAMBRIDGE CB2 3NJ.

Please rush me my free literature from Acornsoft.

☐ Atom ☐ BBC Please tick

Name _____

Address _____

Postcode _____

INDEPENDENT NATIONAL USER
GROUP FOR THE BBC MICRO



REGISTERED REFERRAL CENTRE
FOR THE BBC PROJECT

DEVOTED EXCLUSIVELY
TO THE BBC
MICROCOMPUTER

BEEBUG FOR THE BBC MICRO

CURRENT MEMBERSHIP
EXCEEDS 6000

BRITAIN'S LARGEST SELLING SINGLE-MICRO USER GROUP

IF YOU OWN A BBC MACHINE, OR HAVE ORDERED ONE,
OR ARE JUST THINKING ABOUT GETTING ONE, THEN YOU
NEED BEEBUG.

BEEBUG runs a regular magazine devoted exclusively to the BBC
Micro (10 issues per year).

Latest News on the BBC project.

What you should know before you order a machine.

New program listings, regular advice clinic, and hints and tips pages
in each issue.

April Issue: 3D Noughts and Crosses, Moon Lander, Ellipse and 3D
Surface.

Plus articles on Upgrading to Model B, Making Sounds, and
Operating System Calls.

May Issue: Careers, Bomber, Chords, Spiral and more. Plus articles
on Graphics, Writing Games Programs, and Using the Assembler.

June Issue: Mazetrap, Mini Text Editor, Polygon; plus articles on
upgrading, The User Port, TV set and Monitor review, Graphics part II,
More Assembler Hints, Structuring in BBC Basic, plus BBC Bugs.

July issue **BEEB INVADERS** and other programs – plus articles on
using the Teletext mode, BBC cassette bugs fix, Software Review, using
user defined keys. More on structuring in Basic. Using the User Port, and
many hints and tips.

BEEBUG Not only bring you 10 Magazines a year (now
36 concentrated pages) but provides two other
invaluable services:

A MEMBERS SOFTWARE LIBRARY and an
EXTENSIVE DISCOUNT SCHEME on products for the
BBC micro.

MEMBERS SOFTWARE LIBRARY

A growing range of software available to members at around £3.00 -
£3.50 per cassette eg

GAMES 1: STARFIRE (32k) Starwars type game with
excellent sound and graphics.

**GAMES 2: MOON LANDER (16k) 3D NOUGHTS &
CROSSES (32k)**

**GAMES 3: SHAPE MATCH (16k) RAT SPLAT (16k)
MINDBENDER (16k)**

GAMES 4: MAGIC EEL (32k) MAN HOLE (32k)

**UTILITIES 1 DISASSEMBLER (16k) REDEFINE
(16k)** (Create your own graphics characters)

MINI TEXT EDITOR (32k)

APPLICATIONS 1 SUPER PLOT (32k)

Note: This software is only available to members at these prices. For further
details of our software library, and how to order cassettes, **JOIN BEEBUG:**

Membership: Send SAE for information or;
6 months - £4.90 Send £1.00 and A4 SAE for sample.
1 year - £8.90 (Overseas yearly membership only. Europe £14.00)

Make cheque to BEEBUG and send to:
BEEBUG, Dept. 13, 374 Wandsworth Road.
London SW3 4TE

For editorial material send to: The Editor, BEEBUG, P.O. Box 50, St. Albans, Herts AL1 1AR

Run **BBC** type BASIC on your ATOM then switch back to ATOM BASIC

Available now from Acornsoft, a 20k BBC ROM
conversion module which can be added inside an Atom.
It will support the full set of BBC - type BASIC
commands. The BASIC syntax is identical so all programs
that don't rely on the BBC hardware can be run on the
Atom without any modification.


The module is fitted in parallel with Atom BASIC and
may be selected by a switch or from the keyboard if
certain modifications are made. It consists of 16k BASIC
ROM, 4k operating system ROM and an additional 2k
RAM that can be used by the Atom as well.

Complete with manual

A comprehensive BBC - type BASIC manual is supplied
with every set giving full operating and fitting
instructions, alternatively the
module can be fitted by
your dealer.

The price is **£49.95**
including VAT.

If you don't have a dealer near
you just write to us with
with a cheque at the address
below, or credit card holders
holders can ring Cambridge
(0223) 316039 and order directly.



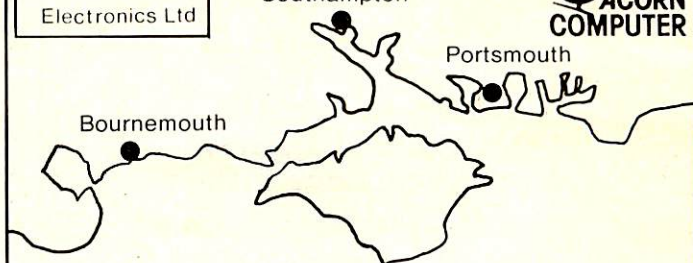
Dept AU3, Acornsoft Ltd.,
4a Market Hill, CAMBRIDGE CB2 3NJ

ACORNSOFT

RMK
Electronics Ltd

BBC
Southampton

ACORN
COMPUTER



NOW IN STOCK

JOYSTICKS - BBC COMPATIBLE

BBC UPGRADES - Parts or Service

CASSETTES - C12 @ 50p each

PRINTERS - from £110

ACORNSOFT - Products for ATOM & BBC

LEADS - Printer, Cassette, etc

TECHNICAL DEPARTMENT FOR SERVICE AND DESIGN

RMK ELECTRONICS LTD

First Floor, Hinton House, Station Rd,
New Milton, Hants. BH25 6HZ

Tel: 0425-616110

THERE'S ONLY ONE THING THAT CAN HELP YOU TO GET THE BEST OUT OF YOUR BBC MICRO



The only non-commercial independent national BBC Microcomputer user group

Please enrol me as a member of **LASERBUG**.

I enclose a cheque/PO for £12.00 for 12 months subscription.

Name

Address

Tel.

Please make all cheques/PO payable to LASERBUG and send to

4 Station Bridge Woodgrange Road Forest Gate London, E7 0NF



dreams

D.R.E.A.M.S

**A General Purpose
Data Recording Entry
And Maintenance System
for Expanded Acorn Atoms
running under COS.**

If you are entering data from your keyboard and saving it on cassette tape, then DREAMS can help you.

Specifically designed to enable the fast, easy entry of your data to the formatted screen of your choice, this system incorporates correction and validation features to assist in ensuring that the data you store is the data you want.

Additional options provide redisplay and update facilities to maintain your data.

For the complete system on cassette
and comprehensive System Guide
send cheque for £25.00 to:-

**Birkenhill Computing Services Ltd.,
Birkenhill Cottage,
Gartly, Huntly,
Aberdeenshire AB5 4RJ**

bsi

Use Your Atom for~

Planning Projecting Writing Estimating
Scheduling Calculating Recalculating Erasing
Revising Critical Path Analysis....
With ATOMCALC only £39.10 inc. VAT

ITEM	QTY	UNIT	TOTAL
FOOD	61.25	0.00	61.25
DRUG	12.00	1.80	21.60
ELECT.	23.20	4.38	101.76
PHONE	7.10	1.06	7.53
RENT	95.85	14.37	1378.88
PETROL	47.10	2.06	97.02
INSURE.	23.11	3.46	80.07
TOTAL			1580.11
EXPENSES			314.50
INCOME			325.00
SPENDING			10.45

What is it?

Atomcalc is supplied as a plug-in 4k ROM with an all-purpose planning and modelling program. It is so easy to use - if you can use a calculator you can use Atomcalc. No programming skill needed.

The ROM creates an enormous grid of columns and rows like a ledger. All you do is to enter the headings and formula once and Atomcalc does the rest. Supplied with a very detailed 30pp user handbook.

What will it do?

Atomcalc can cope with anything from a household budget to company accounts. You set up a series of automatic calculating functions like totalling or percentages. Then fill in the columns with your figures and the program produces the answers. If you want to change one figure in the calculation it immediately changes the relationship of all the other figures involved. So, for example, you can see what effect on profit a 5% increase in sales might have or a 10% increase in production, or a 3% drop in transport.

And do not forget you can print them out on an optional printer or store them on tape.

How Can I Buy One?

Go to your Atom Dealer, or if there are none in your area just send a cheque for £39.10 (incl. VAT and P & P) to the address below. Credit Card holders can ring Cambridge (0223) 316039 and order direct.

Dept. 1-6 | Acornsoft Ltd, 4a Market Hill, CAMBRIDGE.

ACORN SOFTWARE TAKE GAMES SERIOUSLY

BIGGEST AND BEST



We're best because we're biggest. The biggest Acorn Distributor you can get. We've got the biggest range of hardware, software, add-ons, books, stationery, peripherals, monitors and printers. And the most efficient distribution facilities in the country.

Don't try the rest—come to the best!


LV
LEASLINK VIEWDATA
LIMITED

230/6, Derby Road, Stapleford, Nottingham NG9 7BL Tel: Nottingham (0602) 396976

BBC

ALIEN DESTROYERS

NEW -DEVASTATING MODEL B (or 32K MODEL A) GAME
FROM BRITAIN'S LEADING SOFTWARE HOUSE!



Sensational, high speed program incorporating brilliant use of colour graphics and sound. 48 strong alien fleet of 3 different types plus Mothership scoring mystery bonus. Choice of 6 alien speeds and 3 bomb speeds. Vertical, angled and exploding missiles. Options to replace defences and suppress new fleet advances. Bonus bases awarded each new sheet. Scoring according to overall difficulty level plus end of game ranking of top scores.

This program also has many unique extras including "Battle Analysis" showing numbers of aliens shot down, shots fired, Motherships destroyed, number of sheets cleared, percentage hits and bases lost.

If you needed a reason to upgrade to 32K, now you have it!!!

**ONLY
£6.95**

OTHER **BBC** PROGRAMS

MODEL A or B

CHESSE (32K). Our excellent machine code program—now with superb MODE 1 graphics. Six skill levels, play back or white, illegal moves rejected, 'en passant', castling, 'take-back' of moves, and display of player's cumulative move time. Options include Blitz Chess, where you must move in 10 seconds, set-up of positions for analysis, replay of a game just played and saving of part completed game on tape. On loading a 1972 Spassky/Fisher game can be replayed. £6.95. Model A version still only £4.95. Graphics Upgrade exchange. £2.50.

ADVENTURE. All the excitement, intrigue and frustration of a main-frame adventure. Explore the tortuous forests, dark caverns and castle dungeons. Beware the maze of twisting tunnels and the desert wastelands. Outwit the predators. Rescue the Princess and carry off the treasures. Great skill and imagination are required to play this excellent game. You may never exhaust the possibilities. YES—this is our highly acclaimed ADVENTURE for the Atom!!

Other NEW 16K Titles: £8.95 FILER (Database). £5.95 each—ASTEROID BELT, SEEK (Adventure), Junior Maths Pack, Where (UK Geography). £4.95 Reversi I, £3.95 Mastermind (2-way).

MODEL B (or 32K Model A)

GALACTIC COMMANDER (Aptitude Test). Nine phase test for aspiring Space Vehicle Commanders. Begin by separating your craft from the command module and landing under acceptable gravity conditions. Then GRADUATE through combinations of lower gravities, circulating command modules, defended planets (some with homing missiles), and eventually to underground landing sites in cave systems with unfriendly inhabitants. The program presents a real challenge. The use of machine code and high-res. graphics give beautifully smooth action. Very good sound £6.95.

FOOTER. Exciting Advance in Computer Games. This is a TWO PLAYER football match, masterfully presented in HIGH-RES graphics. Out-run and out-dribble your opponent and finally blast the ball into the net. You will be amazed at the realism of this program! Newly designed graphics handling routines give a totally smooth movement to both player and ball. (See the players' legs in running action!) £6.95.

Other NEW 32K Titles: £6.95 each—METEOR BATTLE, LASER COMMAND. £5.95 each—MARTIANS, CONSTELLATION. £4.95 each—REVERSI II, MAZE INVADERS, ROULETTE. 'New Prices'—TIMETREK £6.95, ELDORADO GOLD £5.95.

PLEASE NOTE!

We now offer over 30 BBC and 60 Atom programs of the highest quality and at highly competitive prices. Order NOW or send for our full catalogue.



Please add 55p order P & P + VAT at 15%



MICRO POWER LTD.
8/8A REGENT STREET
CHAPEL ALLERTON
LEEDS LS7 4PE.
Tel. [0532] 683186

All programs now available from good dealers.
We pay 20% Royalties on BBC, Spectrum, Dragon and Atom programs.

AUTHORISED BBC, ACORN AND DRAGON DEALERS

Special Offer—Deduct £1 per cassette when ordering two or more.